




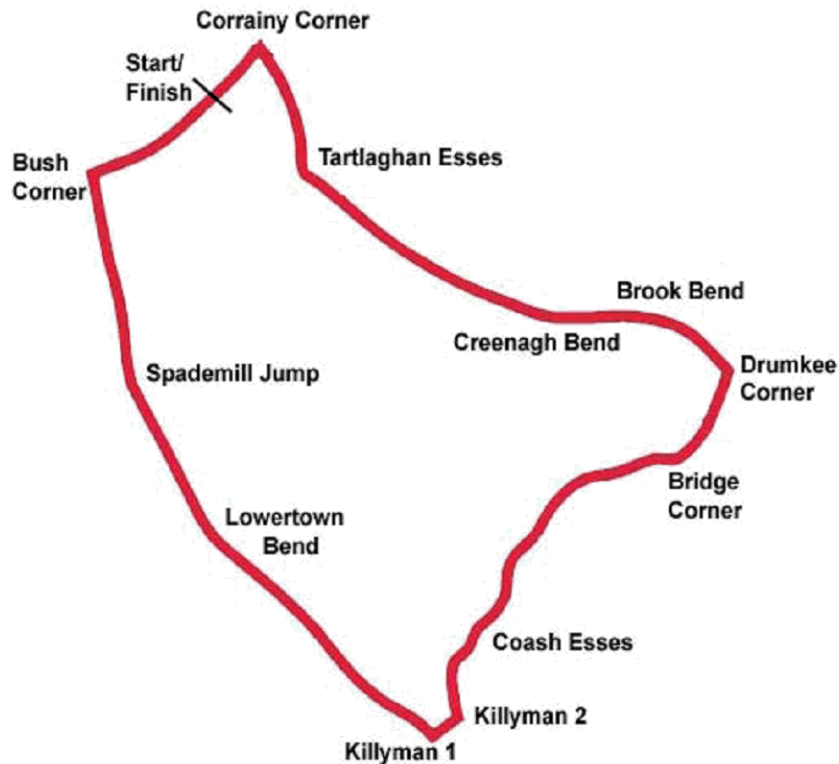
**Friday 24<sup>th</sup> & Saturday 25<sup>th</sup> June 2011**

**promoted by Dungannon & District MCC**  
[www.bushroadraces.com](http://www.bushroadraces.com)

**GERARD McHUGH & SON CRANE HIRE**  
**125cc GP & MOTO 450**



# Bush Circuit 3.3078 miles



## LAP RECORDS

Class	Rider	Machine	m s	mph	Year
125cc	William Dunlop	Honda	2 23.443	83.016	2010
Moto 450	Trevor Ferguson	Yamaha	2 35.937	76.414	2010
250cc	William Dunlop	Honda	2 18.280	86.116	2010
Supersport 400	Joe Phillips	Kawasaki	2 30.508	79.119	2008
Supertwins	John Burrows	Kawasaki 650	2 22.518	83.555	2010
Supersport	William Dunlop	Yamaha	2 14.958	88.235	2010
Superbike	William Dunlop	Yamaha 600	2 11.661	90.445	2010
Senior Support	Craig Shirlaw	Kawasaki 600	2 20.505	84.752	2010
Junior Support	Dean Harrison	Kawasaki 650	2 27.141	80.930	2010
Classic 1000cc	Robert McCrum	Norton Weslake 950	2 31.924	78.382	2010
Classic 500cc	Neill McWhirter	Norton	2 31.551	78.575	2010
Classic 350cc	Adrian McFarland	Honda	2 40.433	74.225	2008
Classic 250cc	Barry Davidson	Honda 198	2 50.292	69.927	2010

## MOST WINS at BUSH ROAD RACE

Ryan Farquhar	6	2008-09
William Dunlop	4	2010
Conor Cummins	3	2007
Nigel Moore	3	2007-09
Barry Davidson	3	2008-10

## ALL TIME IRISH ROAD RACE WINNERS (after North West 200 2011)

### Most Wins at All Irish Road Race Meetings

1. Ryan Farquhar	162	1995-11
2. Joey Dunlop	156	1971-00
3. Robert Dunlop	135	1980-08
4. Ray McCullough	109	1960-82
Phillip McCallen	109	1987-99

### Most Wins at Irish National Road Race Meetings

1. Ryan Farquhar	152	1995-11
2. Joey Dunlop	119	1971-00
3. Robert Dunlop	111	1980-08
4. Ray McCullough	99	1960-82
5. Phillip McCallen	84	1987-99

H2 ENGINEERING BUSH ROAD RACE

125cc GP & MOTO 450

Bush 3.308 Miles


R10: Gerard McHugh & Son Crane Hire Lightweight

25/06/2011 15:00

Race (8 Laps)

# Race 10 - 125cc GP / MOTO 450

		<b>333</b>		<b>50</b>		
		B		A		
	<b>24</b>	<b>38</b>		<b>35</b>		<b>B</b>
	C	B		A		8
	<b>8</b>	<b>97</b>		<b>77</b>		7
	C	B		A		6
	C	B		A		5
	C	<b>7</b>		<b>28</b>		4
	<b>44</b>	B		A		3
	C	<b>1</b>		<b>32</b>		2
	<b>18</b>	B		A		<b>A</b>
	C	<b>104</b>		<b>54</b>		1
	<b>9</b>	B		A		
	C	<b>6</b>		<b>86</b>		
		B		A		
				POLE POSITION		



# H2 Engineering Bush Road Races

## 125cc GP & MOTO 450

### Race 1 - Gerard McHugh & Son Crane Hire Lightweight

Saturday, 25 June 2011



### 125GP

Pos	Class	No	Name	Machine / Sponsor	Gp	Laps	Total Time	Behind	Speed	-----Best Lap-----		
										Time	Speed	On
<b>Race Classification</b>												
1	125R	6	William DUNLOP	Honda - James Delaney	a	8	19:54.475		79.754	2:27.200	80.897	6
2	125R	86	Nigel MOORE	Honda	a	8	19:56.978	2.503	79.588	2:27.178	80.909	7
3	125R	1	Darren BURNS	Honda - McHenry/Cotter Motorcycles	a	8	20:23.233	28.758	77.879	2:29.256	79.783	5
4	125R	18	Paul ROBINSON	Aprilia	a	8	20:38.843	44.368	76.898	2:31.703	78.496	7
5	125R	9	Wayne KENNEDY	Honda - Harp Farm	a	8	20:42.435	47.960	76.676	2:33.681	77.486	8
6	125R	32	Joe PHILLIPS	Honda	a	8	20:43.195	48.720	76.629	2:33.874	77.389	5

### Fastest Lap

125R	86	Nigel MOORE	Honda	a						2:27.178	80.909	7
------	----	-------------	-------	---	--	--	--	--	--	----------	--------	---

### Not Classified

DNF	125R	104	Daley MATHISON	Honda	a	5	12:46.550	3 Laps	77.673	2:30.437	79.157	5
DNF	125R	54	Adrian COLEMAN	Honda - Browne	a	2	5:15.146	6 Laps	75.572	2:35.459	76.599	2
DNF	125R	28	Wayne HAMILTON	Honda - H & T	a	2	5:23.466	8.320	73.628	2:38.516	75.122	2
DNF	125R	44	Craig GIBSON	Honda - Peter Simpson Construction	a	1	2:42.008	7 Laps	73.503	2:42.008	73.503	1

### MOTO 450

Pos	Class	No	Name	Machine / Sponsor	Gp	Laps	Total Time	Behind	Speed	-----Best Lap-----		
										Time	Speed	On
<b>Race Classification</b>												
1	M450	77	Ryan FARQUHAR	Kawasaki 450 - KMR Kawasaki	b	8	19:52.630		79.878	2:27.213	80.890	2
2	M450	97	Seamus ELLIOTT	Yamaha 450 - KZ Racing	b	8	20:19.666	27.036	78.107	2:29.891	79.445	8
3	M450	24	Craig SHIRLAW	Kawasaki 450 - Shirlaws Motorcycles	b	8	20:28.549	35.919	77.542	2:30.080	79.345	7
4	M450	35	Trevor FERGUSON	Yamaha 450	b	8	20:28.964	36.334	77.516	2:30.118	79.325	7
5	M450	38	Darren GILPIN	Honda 450	b	7	19:31.659	1 Lap	71.144	2:45.094	72.129	6


### Fastest Lap / New Lap Record 80.890 mph (Previously 76.414 mph)

M450	77	Ryan FARQUHAR	Kawasaki 450 - KMR Kawasaki	b						2:27.213	80.890	2
------	----	---------------	-----------------------------	---	--	--	--	--	--	----------	--------	---

### Not Classified

DNF	M450	8	Anthony McCOLGAN	KTM 450	b	1	2:43.122	1.114	73.001	2:43.122	73.001	1
-----	------	---	------------------	---------	---	---	----------	-------	--------	----------	--------	---

Provisional result to be confirmed by the Stewards of the Meeting subject to completion of technical inspections & the time limit for protests

Circuit	Bush	Signed		Organising Club	Dungannon & District MCC
Length(miles)	3.3078		Chief Timekeeper	Race Started	12:46
Weather	Cloudy, 24°C, 61%RH	Issued At:	13:09	Gp Time Diff - b	30.61
Track	Damp				



# H2 Engineering Bush Road Races

125cc GP & MOTO 450

Race 1 - Gerard McHugh & Son Crane Hire Lightweight

Saturday, 25 June 2011

## DETAILED RESULT



### 125GP

#### Race Classification

**1** 6 William DUNLOP

Total Time 19:54.475 Avg Speed 79.754 Behind  
Best Time 2:27.200 Best Speed 80.897 On 6 Gp a

Lap	Elapsed Time	Lap Time	Lap Speed
1	2:34.493	2:34.493	77.078
2	5:03.803	2:29.310	79.754
3	7:33.007	2:29.204	79.811
4	10:01.715	2:28.708	80.077
5	12:31.679	2:29.964	79.406
6	14:58.879	2:27.200	80.897
7	17:27.057	2:28.178	80.363
8	19:54.475	2:27.418	80.778

**2** 86 Nigel MOORE

Total Time 19:56.978 Avg Speed 79.588 Behind 2.503  
Best Time 2:27.178 Best Speed 80.909 On 7 Gp a

Lap	Elapsed Time	Lap Time	Lap Speed
1	2:37.923	2:37.923	75.404
2	5:07.720	2:29.797	79.495
3	7:36.616	2:28.896	79.976
4	10:05.371	2:28.755	80.052
5	12:33.654	2:28.283	80.306
6	15:01.471	2:27.817	80.560
7	17:28.649	2:27.178	80.909
8	19:56.978	2:28.329	80.282

**3** 1 Darren BURNS

Total Time 20:23.233 Avg Speed 77.879 Behind 28.758  
Best Time 2:29.256 Best Speed 79.783 On 5 Gp a

Lap	Elapsed Time	Lap Time	Lap Speed
1	2:40.113	2:40.113	74.373
2	5:14.884	2:34.771	76.940
3	7:46.703	2:31.819	78.436
4	10:16.780	2:30.077	79.346
5	12:46.036	2:29.256	79.783
6	15:15.531	2:29.495	79.655
7	17:49.955	2:34.424	77.113
8	20:23.233	2:33.278	77.689

### 125GP

#### Race Classification

**4** 18 Paul ROBINSON

Total Time 20:38.843 Avg Speed 76.898 Behind 44.368  
Best Time 2:31.703 Best Speed 78.496 On 7 Gp a

Lap	Elapsed Time	Lap Time	Lap Speed
1	2:43.659	2:43.659	72.762
2	5:17.065	2:33.406	77.625
3	7:50.595	2:33.530	77.562
4	10:22.799	2:32.204	78.238
5	12:55.979	2:33.180	77.739
6	15:27.991	2:32.012	78.336
7	17:59.694	2:31.703	78.496
8	20:38.843	2:39.149	74.823

**5** 9 Wayne KENNEDY

Total Time 20:42.435 Avg Speed 76.676 Behind 47.960  
Best Time 2:33.681 Best Speed 77.486 On 8 Gp a

Lap	Elapsed Time	Lap Time	Lap Speed
1	2:39.319	2:39.319	74.744
2	5:14.807	2:35.488	76.585
3	7:49.936	2:35.129	76.762
4	10:25.675	2:35.739	76.462
5	12:59.620	2:33.945	77.353
6	15:35.048	2:35.428	76.615
7	18:08.754	2:33.706	77.473
8	20:42.435	2:33.681	77.486

**6** 32 Joe PHILLIPS

Total Time 20:43.195 Avg Speed 76.629 Behind 48.720  
Best Time 2:33.874 Best Speed 77.389 On 5 Gp a

Lap	Elapsed Time	Lap Time	Lap Speed
1	2:40.018	2:40.018	74.417
2	5:15.578	2:35.560	76.550
3	7:50.100	2:34.522	77.064
4	10:26.015	2:35.915	76.375
5	12:59.889	2:33.874	77.389
6	15:34.681	2:34.792	76.930
7	18:09.118	2:34.437	77.106
8	20:43.195	2:34.077	77.287

#### Not Classified

**DNF** 104 Daley MATHISON

Total Time 12:46.550 Avg Speed 77.673 Behind 3 Laps  
Best Time 2:30.437 Best Speed 79.157 On 5 Gp a

Lap	Elapsed Time	Lap Time	Lap Speed
1	2:38.900	2:38.900	74.941
2	5:10.174	2:31.274	78.719
3	7:42.707	2:32.533	78.069
4	10:16.113	2:33.406	77.625
5	12:46.550	2:30.437	79.157

# H2 Engineering Bush Road Races

125cc GP & MOTO 450

Race 1 - Gerard McHugh & Son Crane Hire Lightweight

Saturday, 25 June 2011

## DETAILED RESULT



### 125GP

#### Not Classified

#### **DNF** 54 Adrian COLEMAN

Total Time 5:15.146 Avg Speed 75.572 Behind 6 Laps

Best Time 2:35.459 Best Speed 76.599 On 2 Gp a

Lap	Elapsed Time	Lap Time	Lap Speed
1	2:39.687	2:39.687	74.571
2	5:15.146	2:35.459	76.599

#### **DNF** 28 Wayne HAMILTON

Total Time 5:23.466 Avg Speed 73.628 Behind 8.320

Best Time 2:38.516 Best Speed 75.122 On 2 Gp a

Lap	Elapsed Time	Lap Time	Lap Speed
1	2:44.950	2:44.950	72.192
2	5:23.466	2:38.516	75.122

#### **DNF** 44 Craig GIBSON

Total Time 2:42.008 Avg Speed 73.503 Behind 7 Laps

Best Time 2:42.008 Best Speed 73.503 On 1 Gp a

Lap	Elapsed Time	Lap Time	Lap Speed
1	2:42.008	2:42.008	73.503

# H2 Engineering Bush Road Races

125cc GP & MOTO 450

Race 1 - Gerard McHugh & Son Crane Hire Lightweight

Saturday, 25 June 2011

## DETAILED RESULT



### MOTO 450

#### Race Classification

**1** 77 Ryan FARQUHAR

Total Time 19:52.630 Avg Speed 79.878 Behind  
Best Time 2:27.213 Best Speed 80.890 On 2 Gp b

Lap	Elapsed Time	Lap Time	Lap Speed
1	2:33.394	2:33.394	77.631
2	5:00.607	2:27.213	80.890
3	7:29.500	2:28.893	79.977
4	9:57.804	2:28.304	80.295
5	12:25.625	2:27.821	80.557
6	14:55.209	2:29.584	79.608
7	17:24.245	2:29.036	79.901
8	19:52.630	2:28.385	80.251

**2** 97 Seamus ELLIOTT

Total Time 20:19.666 Avg Speed 78.107 Behind 27.036  
Best Time 2:29.891 Best Speed 79.445 On 8 Gp b

Lap	Elapsed Time	Lap Time	Lap Speed
1	2:39.216	2:39.216	74.792
2	5:13.606	2:34.390	77.130
3	7:47.731	2:34.125	77.262
4	10:18.097	2:30.366	79.194
5	12:48.006	2:29.909	79.435
6	15:18.391	2:30.385	79.184
7	17:49.775	2:31.384	78.661
8	20:19.666	2:29.891	79.445

**3** 24 Craig SHIRLAW

Total Time 20:28.549 Avg Speed 77.542 Behind 35.919  
Best Time 2:30.080 Best Speed 79.345 On 7 Gp b

Lap	Elapsed Time	Lap Time	Lap Speed
1	2:43.334	2:43.334	72.906
2	5:17.151	2:33.817	77.417
3	7:52.533	2:35.382	76.637
4	10:25.258	2:32.725	77.971
5	12:56.605	2:31.347	78.681
6	15:27.319	2:30.714	79.011
7	17:57.399	2:30.080	79.345
8	20:28.549	2:31.150	78.783

### MOTO 450

#### Race Classification

**4** 35 Trevor FERGUSON

Total Time 20:28.964 Avg Speed 77.516 Behind 36.334  
Best Time 2:30.118 Best Speed 79.325 On 7 Gp b

Lap	Elapsed Time	Lap Time	Lap Speed
1	2:42.085	2:42.085	73.468
2	5:15.539	2:33.454	77.600
3	7:49.591	2:34.052	77.299
4	10:21.493	2:31.902	78.393
5	12:56.528	2:35.035	76.809
6	15:27.927	2:31.399	78.654
7	17:58.045	2:30.118	79.325
8	20:28.964	2:30.919	78.904

**5** 38 Darren GILPIN

Total Time 19:31.659 Avg Speed 71.144 Behind 1 Lap  
Best Time 2:45.094 Best Speed 72.129 On 6 Gp b

Lap	Elapsed Time	Lap Time	Lap Speed
1	2:50.747	2:50.747	69.741
2	5:37.354	2:46.607	71.474
3	8:25.579	2:48.225	70.787
4	11:12.912	2:47.333	71.164
5	14:00.081	2:47.169	71.234
6	16:45.175	2:45.094	72.129
7	19:31.659	2:46.484	71.527

#### Not Classified

**DNF** 8 Anthony McCOLGAN

Total Time 2:43.122 Avg Speed 73.001 Behind 1.114  
Best Time 2:43.122 Best Speed 73.001 On 1 Gp b

Lap	Elapsed Time	Lap Time	Lap Speed
1	2:43.122	2:43.122	73.001



MCUI Ulster  
Centre Timing  
powered by  
e-Laps timing software

www.elaps-timing.com



**IRISH ROAD RACE 125GP (subject to confirmation)**

2011

Pos	No.	Name	Total	Diff	Gap	#1 #2 #3		
						R1	R5	R1
1	6	William DUNLOP	66	0	0	16	25	25
2	86	Nigel MOORE	65	1	1	25	20	20
3	9	Wayne KENNEDY	35	31	30	8	16	11
4	18	Paul ROBINSON	30	36	5	7	10	13
5	1	Darren BURNS	27	39	3	x	11	16
6	54	Adrian COLEMAN	24	42	3	11	13	x
7	32	Joe PHILLIPS	24	42	0	6	8	10
8	104	Daley MATHISON	20	46	4	20	x	x
9	33	Sam DUNLOP	13	53	7	13	x	x
10	126	Phil HARVEY	12	54	1	5	7	x
11	97	Seamus ELLIOTT	10	56	2	10	x	x
12	5	William COWDEN	9	57	1	9	x	x
13	44	Craig GIBSON	9	57	0	x	9	x
14	50	Mick CHATTERTON	6	60	3	x	6	x
15	26	Chris McGAHAN	4	62	2	4	x	x
16	7	Jeff SHAW	3	63	1	3	x	x
17	68	Gary JORDAN	2	64	1	2	x	x
18	49	Malcolm LOVE	1	65	1	1	x	x

**Event Legend**

#1	29/04/2011	ROYAL HOTEL & BRAESIDE COOKSTOWN 100	#3	24/06/2011	H2 ENGINEERING BUSH ROAD RACE
#2	06/05/2011	AROUND A POUND TANDRAGEE 100			

**ULSTER ROAD RACE 125GP (subject to confirmation)**

2011

Pos	No.	Name	Total	Diff	Gap	#1 #2 #3		
						R1	R5	R1
1	6	William DUNLOP	91	0	0	16	25	25
2	86	Nigel MOORE	85	6	6	25	20	20
3	9	Wayne KENNEDY	46	45	39	8	16	11
4	1	Darren BURNS	43	48	3	x	11	16
5	18	Paul ROBINSON	43	48	0	7	10	13
6	32	Joe PHILLIPS	34	57	9	6	8	10
7	54	Adrian COLEMAN	24	67	10	11	13	x
8	104	Daley MATHISON	20	71	4	20	x	x
9	33	Sam DUNLOP	13	78	7	13	x	x
10	126	Phil HARVEY	12	79	1	5	7	x
11	97	Seamus ELLIOTT	10	81	2	10	x	x
12	5	William COWDEN	9	82	1	9	x	x
13	44	Craig GIBSON	9	82	0	x	9	x
14	50	Mick CHATTERTON	6	85	3	x	6	x
15	26	Chris McGAHAN	4	87	2	4	x	x
16	7	Jeff SHAW	3	88	1	3	x	x
17	68	Gary JORDAN	2	89	1	2	x	x
18	49	Malcolm LOVE	1	90	1	1	x	x

**Event Legend**

#1	29/04/2011	ROYAL HOTEL & BRAESIDE COOKSTOWN 100	#3	24/06/2011	H2 ENGINEERING BUSH ROAD RACE
#2	06/05/2011	AROUND A POUND TANDRAGEE 100			

**ULSTER ROAD RACE MOTO 450 (subject to confirmation)**

2011

Pos	No.	Name	Total	Diff	Gap	#1 #2 #3		
						R6	R5	R1
1	77	Ryan FARQUHAR	75	0	0	25	25	25
2	97	Seamus ELLIOTT	60	15	15	20	20	20
3	35	Trevor FERGUSON	39	36	21	13	13	13
4	38	Darren GILPIN	33	42	6	11	11	11
5	24	Craig SHIRLAW	32	43	1	16	x	16
6	8	Anthony McCOLGAN	26	49	6	10	16	x
7	171	Dave WALSH	10	65	16	x	10	x

**Event Legend**


#1	29/04/2011	ROYAL HOTEL & BRAESIDE COOKSTOWN 100	#3	24/06/2011	H2 ENGINEERING BUSH ROAD RACE
#2	06/05/2011	AROUND A POUND TANDRAGEE 100			



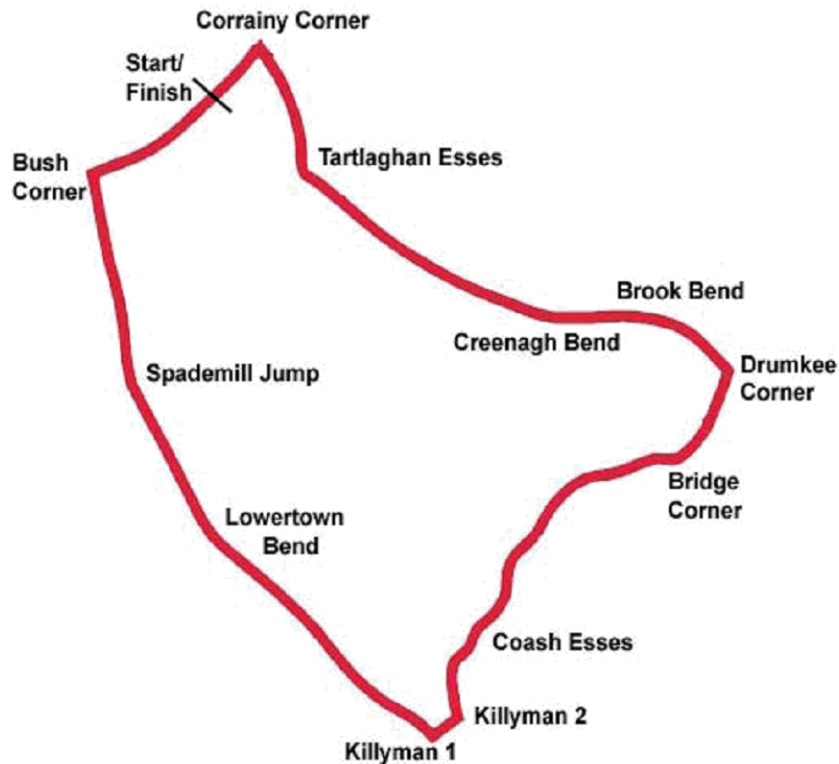
**Friday 24<sup>th</sup> & Saturday 25<sup>th</sup> June 2011**

**promoted by Dungannon & District MCC**  
[www.bushroadraces.com](http://www.bushroadraces.com)

**GRAB A CAB**  
**250cc GP & SUPERSPORT 400cc**



# Bush Circuit 3.3078 miles



## LAP RECORDS

Class	Rider	Machine	m s	mph	Year
125cc	William Dunlop	Honda	2 23.443	83.016	2010
Moto 450	Trevor Ferguson	Yamaha	2 35.937	76.414	2010
250cc	William Dunlop	Honda	2 18.280	86.116	2010
Supersport 400	Joe Phillips	Kawasaki	2 30.508	79.119	2008
Supertwins	John Burrows	Kawasaki 650	2 22.518	83.555	2010
Supersport	William Dunlop	Yamaha	2 14.958	88.235	2010
Superbike	William Dunlop	Yamaha 600	2 11.661	90.445	2010
Senior Support	Craig Shirlaw	Kawasaki 600	2 20.505	84.752	2010
Junior Support	Dean Harrison	Kawasaki 650	2 27.141	80.930	2010
Classic 1000cc	Robert McCrum	Norton Weslake 950	2 31.924	78.382	2010
Classic 500cc	Neill McWhirter	Norton	2 31.551	78.575	2010
Classic 350cc	Adrian McFarland	Honda	2 40.433	74.225	2008
Classic 250cc	Barry Davidson	Honda 198	2 50.292	69.927	2010

## MOST WINS at BUSH ROAD RACE

Ryan Farquhar	6	2008-09
William Dunlop	4	2010
Conor Cummins	3	2007
Nigel Moore	3	2007-09
Barry Davidson	3	2008-10

## ALL TIME IRISH ROAD RACE WINNERS (after North West 200 2011)

### Most Wins at All Irish Road Race Meetings

1. Ryan Farquhar	162	1995-11
2. Joey Dunlop	156	1971-00
3. Robert Dunlop	135	1980-08
4. Ray McCullough	109	1960-82
Phillip McCallen	109	1987-99

### Most Wins at Irish National Road Race Meetings

1. Ryan Farquhar	152	1995-11
2. Joey Dunlop	119	1971-00
3. Robert Dunlop	111	1980-08
4. Ray McCullough	99	1960-82
5. Phillip McCallen	84	1987-99



**H2 ENGINEERING BUSH ROAD RACE**

250cc GP &amp; SUPERSPORT 400

Bush 3.308 Miles

R8: Grab A Cab Junior

25/06/2011 14:00

Race (8 Laps)

**Race 8 - 250cc GP / SUPERSPORT 400**

<b>79</b> C	<b>42</b> B	<b>95</b> A	<b>8</b>
<b>31</b> C	<b>33</b> B	<b>67</b> A	<b>B</b>
	<b>118</b> B	<b>27</b> A	<b>7</b>
			<b>6</b>
C			<b>5</b>
	<b>25</b> B	<b>44</b> A	<b>4</b>
<b>16</b> C	<b>80</b> B	<b>28</b> A	<b>3</b>
<b>7</b> C	<b>9</b> B	<b>104</b> A	<b>A</b>
<b>1</b> C	<b>71</b> B	<b>97</b> A	<b>2</b>
		POLE POSITION	<b>1</b>



# H2 Engineering Bush Road Races

## 250cc GP & SUPERSPORT 400

### Race 3 - Grab A Cab Junior

Saturday, 25 June 2011



### 250cc GP

Pos	Class	No	Name	Machine / Sponsor	Gp	Laps	Total Time	Behind	Speed	-----Best Lap-----		
										Time	Speed	On
<b>Race Classification</b>												
1	250R	28	Wayne HAMILTON	Honda - Fudge Racing	a	3	7:11.872		82.720	2:21.828	83.961	2
2	250R	1	Darren BURNS	Honda - DB Racing/Cotter Motorcycles	a	3	7:16.675	4.803	81.810	2:22.716	83.439	3
3	250R	104	Daley MATHISON	Honda	a	3	7:16.825	4.953	81.782	2:22.253	83.711	3
4	250R	9	Wayne KENNEDY	Honda - Cleaver Browne	a	3	7:24.145	12.273	80.434	2:25.431	81.881	2
5	250R	44	Craig GIBSON	Honda	a	3	7:32.517	20.645	78.946	2:29.174	79.827	2
6	250R	71	Davy MORGAN	Honda - DM71 Supporters Club	a	3	7:50.331	38.459	75.956	2:24.585	82.360	2
7	250R	7	Ciaran DONNELLY	Honda	a	3	7:58.633	46.761	74.638	2:36.957	75.868	2

### Fastest Lap

250R	28	Wayne HAMILTON	Honda - Fudge Racing	a						2:21.828	83.961	2
------	----	----------------	----------------------	---	--	--	--	--	--	----------	--------	---

### Not Classified

DNF	250R	80	Phill ARCHER	Honda	a	1	2:41.270	2 Laps	73.839	2:41.270	73.839	1
-----	------	----	--------------	-------	---	---	----------	--------	--------	----------	--------	---


### Supersport 400

Pos	Class	No	Name	Machine / Sponsor	Gp	Laps	Total Time	Behind	Speed	-----Best Lap-----		
										Time	Speed	On
<b>Race Classification</b>												
1	400R	118	Vic ALLAN	Kawasaki 400	b	3	7:55.152		75.185	2:36.232	76.220	3
2	400R	13	Paul MAGUIRE	Kawasaki 400 - SP	b	3	8:09.911	14.759	72.920	2:40.990	73.968	3
3	400R	79	John McALLISTER	Kawasaki 400 - Mac 2 Racing	b	3	8:33.615	38.463	69.555	2:47.572	71.062	3
4	400R	42	Brian LOUGHLIN	Honda 400	b	3	8:34.830	39.678	69.390	2:48.110	70.835	3

### Fastest Lap

400R	118	Vic ALLAN	Kawasaki 400	b						2:36.232	76.220	3
------	-----	-----------	--------------	---	--	--	--	--	--	----------	--------	---

Provisional result to be confirmed by the Stewards of the Meeting subject to completion of technical inspections & the time limit for protests

Circuit	Bush	Signed		Organising Club	Dungannon & District MCC
Length(miles)	3.3078		Chief Timekeeper	Race Started	14:47
Weather	Cloudy, 23°C, 63%RH	Issued At:	14:58	Gp Time Diff - b	14.66
Track	Damp				

# H2 Engineering Bush Road Races

## 250cc GP & SUPERSPORT 400

### Race 3 - Grab A Cab Junior

Saturday, 25 June 2011

## DETAILED RESULT



### 250cc GP

#### Race Classification

#### **1** 28 Wayne HAMILTON

Total Time 7:11.872 Avg Speed 82.720 Behind  
Best Time 2:21.828 Best Speed 83.961 On 2 Gp a

Lap	Elapsed Time	Lap Time	Lap Speed
1	2:26.998	2:26.998	81.008
2	4:48.826	2:21.828	83.961
3	7:11.872	2:23.046	83.247

#### **2** 1 Darren BURNS

Total Time 7:16.675 Avg Speed 81.810 Behind 4.803  
Best Time 2:22.716 Best Speed 83.439 On 3 Gp a

Lap	Elapsed Time	Lap Time	Lap Speed
1	2:29.638	2:29.638	79.579
2	4:53.959	2:24.321	82.511
3	7:16.675	2:22.716	83.439

#### **3** 104 Daley MATHISON

Total Time 7:16.825 Avg Speed 81.782 Behind 4.953  
Best Time 2:22.253 Best Speed 83.711 On 3 Gp a

Lap	Elapsed Time	Lap Time	Lap Speed
1	2:30.102	2:30.102	79.333
2	4:54.572	2:24.470	82.426
3	7:16.825	2:22.253	83.711

#### **4** 9 Wayne KENNEDY

Total Time 7:24.145 Avg Speed 80.434 Behind 12.273  
Best Time 2:25.431 Best Speed 81.881 On 2 Gp a

Lap	Elapsed Time	Lap Time	Lap Speed
1	2:29.764	2:29.764	79.512
2	4:55.195	2:25.431	81.881
3	7:24.145	2:28.950	79.947

#### **5** 44 Craig GIBSON

Total Time 7:32.517 Avg Speed 78.946 Behind 20.645  
Best Time 2:29.174 Best Speed 79.827 On 2 Gp a

Lap	Elapsed Time	Lap Time	Lap Speed
1	2:34.109	2:34.109	77.271
2	5:03.283	2:29.174	79.827
3	7:32.517	2:29.234	79.795

### 250cc GP

#### Race Classification

#### **6** 71 Davy MORGAN

Total Time 7:50.331 Avg Speed 75.956 Behind 38.459  
Best Time 2:24.585 Best Speed 82.360 On 2 Gp a

Lap	Elapsed Time	Lap Time	Lap Speed
1	2:30.435	2:30.435	79.158
2	4:55.020	2:24.585	82.360
3	7:50.331	2:55.311	67.925

#### **7** 7 Ciaran DONNELLY

Total Time 7:58.633 Avg Speed 74.638 Behind 46.761  
Best Time 2:36.957 Best Speed 75.868 On 2 Gp a

Lap	Elapsed Time	Lap Time	Lap Speed
1	2:41.704	2:41.704	73.641
2	5:18.661	2:36.957	75.868
3	7:58.633	2:39.972	74.439

#### Not Classified

#### **DNF** 80 Phill ARCHER

Total Time 2:41.270 Avg Speed 73.839 Behind 2 Laps  
Best Time 2:41.270 Best Speed 73.839 On 1 Gp a

Lap	Elapsed Time	Lap Time	Lap Speed
1	2:41.270	2:41.270	73.839

# H2 Engineering Bush Road Races

250cc GP & SUPERSPORT 400

Race 3 - Grab A Cab Junior

Saturday, 25 June 2011

## DETAILED RESULT



### Supersport 400

#### Race Classification

#### **1** 118 Vic ALLAN

Total Time 7:55.152 Avg Speed 75.185 Behind  
Best Time 2:36.232 Best Speed 76.220 On 3 Gp b

Lap	Elapsed Time	Lap Time	Lap Speed
1	2:41.279	2:41.279	73.835
2	5:18.920	2:37.641	75.539
3	7:55.152	2:36.232	76.220

#### **2** 13 Paul MAGUIRE

Total Time 8:09.911 Avg Speed 72.920 Behind 14.759  
Best Time 2:40.990 Best Speed 73.968 On 3 Gp b

Lap	Elapsed Time	Lap Time	Lap Speed
1	2:46.846	2:46.846	71.372
2	5:28.921	2:42.075	73.473
3	8:09.911	2:40.990	73.968

#### **3** 79 John McALLISTER

Total Time 8:33.615 Avg Speed 69.555 Behind 38.463  
Best Time 2:47.572 Best Speed 71.062 On 3 Gp b

Lap	Elapsed Time	Lap Time	Lap Speed
1	2:56.557	2:56.557	67.446
2	5:46.043	2:49.486	70.260
3	8:33.615	2:47.572	71.062

#### **4** 42 Brian LOUGHLIN

Total Time 8:34.830 Avg Speed 69.390 Behind 39.678  
Best Time 2:48.110 Best Speed 70.835 On 3 Gp b

Lap	Elapsed Time	Lap Time	Lap Speed
1	2:57.731	2:57.731	67.001
2	5:46.720	2:48.989	70.467
3	8:34.830	2:48.110	70.835

**IRISH ROAD RACE 250GP (subject to confirmation)**

2011

Pos	No.	Name	Total	Diff	Gap	#1 #2 #3		
						R4	R1	R1
1	6	William DUNLOP	50	0	0	25	25	x
2	1	Darren BURNS	46	4	4	13	13	20
3	71	Davy MORGAN	42	8	4	16	16	10
4	97	Seamus ELLIOTT	40	10	2	20	20	x
5	104	Daley MATHISON	37	13	3	10	11	16
6	9	Wayne KENNEDY	33	17	4	11	9	13
7	28	Wayne HAMILTON	31	19	2	6	x	25
8	7	Ciaran DONNELLY	18	32	13	9	x	9
9	57	Ian MORRELL	15	35	3	5	10	x
10	44	Craig GIBSON	11	39	4	x	x	11
11	11	Peter WAKEFIELD	11	39	0	3	8	x
12	19	Kevin STROWGER	8	42	3	8	x	x
13	18	Paul ROBINSON	7	43	1	7	x	x
14	80	Phil ARCHER	4	46	3	4	x	x
15	58	Chris BARTON	2	48	2	2	x	x

**Event Legend**

#1	29/04/2011	ROYAL HOTEL & BRAESIDE COOKSTOWN 100	#3	24/06/2011	H2 ENGINEERING BUSH ROAD RACE
#2	06/05/2011	AROUND A POUND TANDRAGEE 100			

Championship Standings of ULSTER ROAD RACE 250GP (subject to confirmation) Printed:: 25/06/2011 15:02:20

**ULSTER ROAD RACE 250GP (subject to confirmation)**

2011

Pos	No.	Name	Total	Diff	Gap	#1 #2 #3		
						R4	R1	R1
1	6	William DUNLOP	50	0	0	25	25	x
2	1	Darren BURNS	46	4	4	13	13	20
3	71	Davy MORGAN	42	8	4	16	16	10
4	97	Seamus ELLIOTT	40	10	2	20	20	x
5	104	Daley MATHISON	37	13	3	10	11	16
6	9	Wayne KENNEDY	33	17	4	11	9	13
7	28	Wayne HAMILTON	31	19	2	6	x	25
8	7	Ciaran DONNELLY	18	32	13	9	x	9
9	57	Ian MORRELL	15	35	3	5	10	x
10	44	Craig GIBSON	11	39	4	x	x	11
11	11	Peter WAKEFIELD	11	39	0	3	8	x
12	19	Kevin STROWGER	8	42	3	8	x	x
13	18	Paul ROBINSON	7	43	1	7	x	x
14	80	Phil ARCHER	4	46	3	4	x	x
15	58	Chris BARTON	2	48	2	2	x	x

**Event Legend**

#1	29/04/2011	ROYAL HOTEL & BRAESIDE COOKSTOWN 100	#3	24/06/2011	H2 ENGINEERING BUSH ROAD RACE
#2	06/05/2011	AROUND A POUND TANDRAGEE 100			

**IRISH ROAD RACE SUPERSPORT 400 (subject to confirmation)**

2011

Pos	No.	Name	Total	Diff	Gap	#1 #2 #3		
						R6	R5	R1
1	118	Vic ALLAN	61	0	0	20	16	25
2	13	Paul MAGUIRE	43	18	18	10	13	20
3	27	James McCANN	41	20	2	16	25	x
4	144	Mick JORDAN	33	28	8	13	20	x
5	116	Robbie LYALL	25	36	8	25	x	x
6	79	John McALLISTER	16	45	9	x	x	16
7	42	Brian LOUGHLIN	13	48	3	x	x	13
8	21	Dave JONES	11	50	2	11	x	x
9	134	Robert McMULLEN	9	52	2	9	x	x
10	94	Stuart ROBB	8	53	1	8	x	x

**Event Legend**

#1	29/04/2011	ROYAL HOTEL & BRAESIDE COOKSTOWN 100	#3	24/06/2011	H2 ENGINEERING BUSH ROAD RACE
#2	06/05/2011	AROUND A POUND TANDRAGEE 100			

**ULSTER ROAD RACE SUPERSPORT 400 (subject to confirmation)**

2011

Pos	No.	Name	Total	Diff	Gap	#1 #2 #3		
						R6	R5	R1
1	118	Vic ALLAN	61	0	0	20	16	25
2	13	Paul MAGUIRE	43	18	18	10	13	20
3	27	James McCANN	41	20	2	16	25	x
4	144	Mick JORDAN	33	28	8	13	20	x
5	116	Robbie LYALL	25	36	8	25	x	x
6	79	John McALLISTER	16	45	9	x	x	16
7	42	Brian LOUGHLIN	13	48	3	x	x	13
8	21	Dave JONES	11	50	2	11	x	x
9	134	Robert McMULLEN	9	52	2	9	x	x
10	94	Stuart ROBB	8	53	1	8	x	x

**Event Legend**


#1	29/04/2011	ROYAL HOTEL & BRAESIDE COOKSTOWN 100	#3	24/06/2011	H2 ENGINEERING BUSH ROAD RACE
#2	06/05/2011	AROUND A POUND TANDRAGEE 100			



**Friday 24<sup>th</sup> & Saturday 25<sup>th</sup> June 2011**

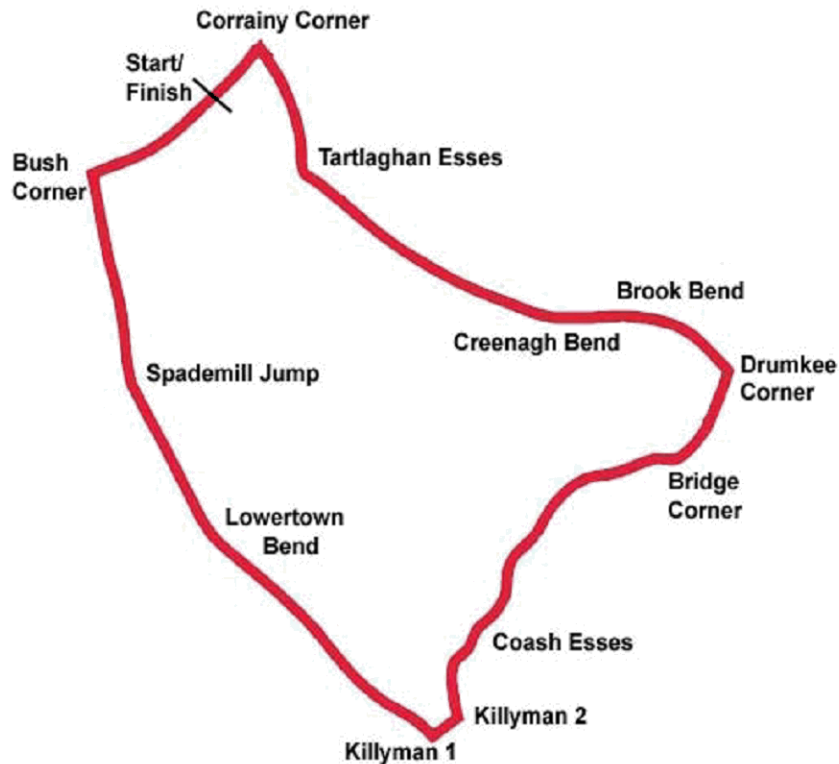
**promoted by Dungannon & District MCC**  
[www.bushroadraces.com](http://www.bushroadraces.com)

**THE PEOPLE'S RACE**  
**CLASSIC 250cc & 350cc**





# Bush Circuit 3.3078 miles



## LAP RECORDS

Class	Rider	Machine	m s	mph	Year
125cc	William Dunlop	Honda	2 23.443	83.016	2010
Moto 450	Trevor Ferguson	Yamaha	2 35.937	76.414	2010
250cc	William Dunlop	Honda	2 18.280	86.116	2010
Supersport 400	Joe Phillips	Kawasaki	2 30.508	79.119	2008
Supertwins	John Burrows	Kawasaki 650	2 22.518	83.555	2010
Supersport	William Dunlop	Yamaha	2 14.958	88.235	2010
Superbike	William Dunlop	Yamaha 600	2 11.661	90.445	2010
Senior Support	Craig Shirlaw	Kawasaki 600	2 20.505	84.752	2010
Junior Support	Dean Harrison	Kawasaki 650	2 27.141	80.930	2010
Classic 1000cc	Robert McCrum	Norton Weslake 950	2 31.924	78.382	2010
Classic 500cc	Neill McWhirter	Norton	2 31.551	78.575	2010
Classic 350cc	Adrian McFarland	Honda	2 40.433	74.225	2008
Classic 250cc	Barry Davidson	Honda 198	2 50.292	69.927	2010

## MOST WINS at BUSH ROAD RACE

Ryan Farquhar	6	2008-09
William Dunlop	4	2010
Conor Cummins	3	2007
Nigel Moore	3	2007-09
Barry Davidson	3	2008-10

## ALL TIME IRISH ROAD RACE WINNERS (after North West 200 2011)

Most Wins at All Irish Road Race Meetings			Most Wins at Irish National Road Race Meetings				
1.	Ryan Farquhar	162	1995-11	1.	Ryan Farquhar	152	1995-11
2.	Joey Dunlop	156	1971-00	2.	Joey Dunlop	119	1971-00
3.	Robert Dunlop	135	1980-08	3.	Robert Dunlop	111	1980-08
4.	Ray McCullough	109	1960-82	4.	Ray McCullough	99	1960-82
	Phillip McCallen	109	1987-99	5.	Phillip McCallen	84	1987-99

H2 ENGINEERING BUSH ROAD RACE

CLASSIC 250cc/350cc

Bush 3.308 Miles

R2: The People's Race Junior Classic

25/06/2011 11:00

Race (8 Laps)

# Race 2 - JUNIOR CLASSIC

20
C
48
C
34
C
27
C

46
B
10
B
69
B
76
B

30
A
83
A
43
A
14
A

8  
7  
6  
5

C
C
18
C
67
C

B
2
B
211
B
6
B

A
4
A
40
A
134
A

4  
3  
2  
1

POLE POSITION



# H2 Engineering Bush Road Races

CLASSIC 250cc / 350cc

Race 10 - The Peoples Race Junior Classic

Saturday, 25 June 2011



Pos	Class	No	Name	Machine / Sponsor	Gp	Laps	Total Time	Behind	Speed	-----Best Lap-----		
										Time	Speed	On
<b>Race Classification</b>												
1	C350	134	Sean LEONARD	Honda 350 - Leonard Coaches	a	4	11:10.674		71.022	2:46.177	71.659	4
2	C350	40	Barry DAVIDSON	Drixton Honda 350	a	4	11:13.337	2.663	70.741	2:46.222	71.640	3
3	C350	211	Tim STEPHENSON	Seeley Honda 350 - John Bell	a	4	11:23.770	13.096	69.661	2:48.363	70.729	2
4	C350	6	Keith COSTELLO	Drixton Honda 350 - Gerry O'Sullivan	a	4	11:37.073	26.399	68.332	2:49.549	70.234	4
5	C350	67	Herbie RONAN	Honda 350	a	4	11:45.030	34.356	67.561	2:52.568	69.005	4
6	C250	76	Philip SHAW	Suzuki 250	b	4	11:45.522	34.848	67.514	2:52.688	68.957	4
7	C250	14	Jeff WARD	Suzuki 250 - Dave Carbutt	b	4	11:50.110	39.436	67.077	2:55.285	67.936	4
8	C350	18	Thomas HOGG	Honda 350 - Leonard	a	4	11:59.672	48.998	66.186	2:56.889	67.320	2
9	C250	27	Bryan ALLAN	Honda 198 - Dempster	b	4	12:05.085	54.411	65.692	2:59.445	66.361	4
10	C250	20	Gary HUTTON	Honda 198	b	4	12:28.422	1:17.748	63.644	3:03.615	64.854	4
11	C250	43	Alex McVICKER	Honda 250 - John Ennis	b	4	12:29.442	1:18.768	63.557	3:03.044	65.056	4
12	C250	30	Robert WRIGHT	Honda 250	b	3	10:54.826	1 Lap	54.555	3:30.974	56.443	2
13	C250	34	Trevor STEWART	Honda 250 - TJR Racing	b	3	11:14.042	19.216	53.000	3:40.032	54.120	3
14	C250	69	Allen GIBSON	Honda 250	b	3	11:22.752	27.926	52.324	3:41.288	53.813	2

### Fastest Lap


C350	134	Sean LEONARD	Honda 350 - Leonard Coaches	a						2:46.177	71.659	4
------	-----	--------------	-----------------------------	---	--	--	--	--	--	----------	--------	---

### Not Classified

DNF	C350	2	Freddie STEWART	Honda 350	a	3	8:35.196	1 Lap	69.341	2:46.809	71.388	2
DNF	C350	4	Billy LYLE	Honda 350 - Stewart	a	1	3:01.648	3 Laps	65.556	3:01.648	65.556	1

Provisional result to be confirmed by the Stewards of the Meeting subject to completion of technical inspections & the time limit for protests

Page 1 / 1

Circuit	<b>Bush</b>	Signed	 Chief Timekeeper	Organising Club	<b>Dungannon &amp; District MCC</b>
Length(miles)	<b>3.3078</b>	Issued At:	18:10	Race Started	<b>17:54</b>
Weather	<b>Cloudy, 21°C, 69%RH</b>			Gp Time Diff - b	<b>15.47</b>
Track	<b>Damp</b>				



MCUI Ulster  
Centre Timing  
powered by  
e-Laps timing software

www.elaps-timing.com



# H2 Engineering Bush Road Races

CLASSIC 250cc / 350cc

Race 10 - The Peoples Race Junior Classic

Saturday, 25 June 2011

## DETAILED RESULT



### Race Classification

#### **1** 134 Sean LEONARD

Total Time 11:10.674 Avg Speed 71.022 Behind  
Best Time 2:46.177 Best Speed 71.659 On 4 Gp a

Lap	Elapsed Time	Lap Time	Lap Speed
1	2:51.505	2:51.505	69.433
2	5:38.312	2:46.807	71.388
3	8:24.497	2:46.185	71.656
4	11:10.674	2:46.177	71.659

#### **2** 40 Barry DAVIDSON

Total Time 11:13.337 Avg Speed 70.741 Behind 2.663  
Best Time 2:46.222 Best Speed 71.640 On 3 Gp a

Lap	Elapsed Time	Lap Time	Lap Speed
1	2:52.526	2:52.526	69.022
2	5:39.250	2:46.724	71.424
3	8:25.472	2:46.222	71.640
4	11:13.337	2:47.865	70.938

#### **3** 211 Tim STEPHENSON

Total Time 11:23.770 Avg Speed 69.661 Behind 13.096  
Best Time 2:48.363 Best Speed 70.729 On 2 Gp a

Lap	Elapsed Time	Lap Time	Lap Speed
1	2:53.583	2:53.583	68.602
2	5:41.946	2:48.363	70.729
3	8:34.916	2:52.970	68.845
4	11:23.770	2:48.854	70.523

#### **4** 6 Keith COSTELLO

Total Time 11:37.073 Avg Speed 68.332 Behind 26.399  
Best Time 2:49.549 Best Speed 70.234 On 4 Gp a

Lap	Elapsed Time	Lap Time	Lap Speed
1	3:02.531	3:02.531	65.239
2	5:56.633	2:54.102	68.397
3	8:47.524	2:50.891	69.682
4	11:37.073	2:49.549	70.234

#### **5** 67 Herbie RONAN

Total Time 11:45.030 Avg Speed 67.561 Behind 34.356  
Best Time 2:52.568 Best Speed 69.005 On 4 Gp a

Lap	Elapsed Time	Lap Time	Lap Speed
1	3:02.366	3:02.366	65.298
2	5:58.715	2:56.349	67.526
3	8:52.462	2:53.747	68.537
4	11:45.030	2:52.568	69.005

### Race Classification

#### **6** 76 Philip SHAW

Total Time 11:45.522 Avg Speed 67.514 Behind 34.848  
Best Time 2:52.688 Best Speed 68.957 On 4 Gp b

Lap	Elapsed Time	Lap Time	Lap Speed
1	3:03.411	3:03.411	64.926
2	5:58.102	2:54.691	68.167
3	8:52.834	2:54.732	68.151
4	11:45.522	2:52.688	68.957

#### **7** 14 Jeff WARD

Total Time 11:50.110 Avg Speed 67.077 Behind 39.436  
Best Time 2:55.285 Best Speed 67.936 On 4 Gp b

Lap	Elapsed Time	Lap Time	Lap Speed
1	3:03.173	3:03.173	65.010
2	5:58.872	2:55.699	67.775
3	8:54.825	2:55.953	67.678
4	11:50.110	2:55.285	67.936

#### **8** 18 Thomas HOGG

Total Time 11:59.672 Avg Speed 66.186 Behind 48.998  
Best Time 2:56.889 Best Speed 67.320 On 2 Gp a

Lap	Elapsed Time	Lap Time	Lap Speed
1	3:01.066	3:01.066	65.767
2	5:57.955	2:56.889	67.320
3	8:58.033	3:00.078	66.127
4	11:59.672	3:01.639	65.559

#### **9** 27 Bryan ALLAN

Total Time 12:05.085 Avg Speed 65.692 Behind 54.411  
Best Time 2:59.445 Best Speed 66.361 On 4 Gp b

Lap	Elapsed Time	Lap Time	Lap Speed
1	3:06.336	3:06.336	63.906
2	6:06.063	2:59.727	66.256
3	9:05.640	2:59.577	66.312
4	12:05.085	2:59.445	66.361

#### **10** 20 Gary HUTTON

Total Time 12:28.422 Avg Speed 63.644 Behind 1:17.748  
Best Time 3:03.615 Best Speed 64.854 On 4 Gp b

Lap	Elapsed Time	Lap Time	Lap Speed
1	3:12.072	3:12.072	61.998
2	6:19.581	3:07.509	63.507
3	9:24.807	3:05.226	64.289
4	12:28.422	3:03.615	64.854

# H2 Engineering Bush Road Races

CLASSIC 250cc / 350cc

Race 10 - The Peoples Race Junior Classic

Saturday, 25 June 2011

## DETAILED RESULT



### Race Classification

#### 11 43 Alex McVICKER

Total Time 12:29.442 Avg Speed 63.557 Behind 1:18.768  
Best Time 3:03.044 Best Speed 65.056 On 4 Gp b

Lap	Elapsed Time	Lap Time	Lap Speed
1	3:15.637	3:15.637	60.868
2	6:22.212	3:06.575	63.825
3	9:26.398	3:04.186	64.652
4	12:29.442	3:03.044	65.056

#### 12 30 Robert WRIGHT

Total Time 10:54.826 Avg Speed 54.555 Behind 1 Lap  
Best Time 3:30.974 Best Speed 56.443 On 2 Gp b

Lap	Elapsed Time	Lap Time	Lap Speed
1	3:51.088	3:51.088	51.530
2	7:22.062	3:30.974	56.443
3	10:54.826	3:32.764	55.968

#### 13 34 Trevor STEWART

Total Time 11:14.042 Avg Speed 53.000 Behind 19.216  
Best Time 3:40.032 Best Speed 54.120 On 3 Gp b

Lap	Elapsed Time	Lap Time	Lap Speed
1	3:51.665	3:51.665	51.402
2	7:34.010	3:42.345	53.557
3	11:14.042	3:40.032	54.120

#### 14 69 Allen GIBSON

Total Time 11:22.752 Avg Speed 52.324 Behind 27.926  
Best Time 3:41.288 Best Speed 53.813 On 2 Gp b

Lap	Elapsed Time	Lap Time	Lap Speed
1	3:52.947	3:52.947	51.119
2	7:34.235	3:41.288	53.813
3	11:22.752	3:48.517	52.110

### Not Classified

#### DNF 2 Freddie STEWART

Total Time 8:35.196 Avg Speed 69.341 Behind 1 Lap  
Best Time 2:46.809 Best Speed 71.388 On 2 Gp a

Lap	Elapsed Time	Lap Time	Lap Speed
1	2:58.475	2:58.475	66.721
2	5:45.284	2:46.809	71.388
3	8:35.196	2:49.912	70.084

### Not Classified

#### DNF 4 Billy LYLE

Total Time 3:01.648 Avg Speed 65.556 Behind 3 Laps  
Best Time 3:01.648 Best Speed 65.556 On 1 Gp a

Lap	Elapsed Time	Lap Time	Lap Speed
1	3:01.648	3:01.648	65.556

**IRISH ROAD RACE CLASSIC 250cc (subject to confirmation)**

2011

Pos	No.	Name	Total	Diff	Gap	#1 #2 #3		
						R7	R1	R1
1	14	Jeff WARD	65	0	0	20	25	20
2	76	Philip SHAW	58	7	7	13	20	25
3	27	Bryan ALLAN	39	26	19	10	13	16
4	11	Peter WAKEFIELD	32	33	7	16	16	x
5	43	Alex McVICKER	30	35	2	8	11	11
6	19	Kevin STROWGER	25	40	5	25	x	x
7	69	Allen GIBSON	23	42	2	6	9	8
8	34	Trevor STEWART	20	45	3	3	8	9
9	30	Robert WRIGHT	15	50	5	5	x	10
10	20	Gary HUTTON	13	52	2	x	x	13
11	40	Barry DAVIDSON	11	54	2	11	x	x
12	83	Thomas CRAIG	10	55	1	x	10	x
13	10	Chris BLAIR	9	56	1	9	x	x
14	48	Alex BLACK	7	58	2	7	x	x
15	15	Dave BROUGH	4	61	3	4	x	x

**Event Legend**

#1	29/04/2011	ROYAL HOTEL & BRAESIDE COOKSTOWN 100	#3	24/06/2011	H2 ENGINEERING BUSH ROAD RACE
#2	06/05/2011	AROUND A POUND TANDRAGEE 100			

**IRISH ROAD RACE CLASSIC 350cc (subject to confirmation)**

2011

Pos	No.	Name	Total	Diff	Gap	#1 #2 #3		
						R8	R1	R1
1	134	Sean LEONARD	61	0	0	16	20	25
2	26	Chris McGAHAN	45	16	16	20	25	x
3	40	Barry DAVIDSON	41	20	4	11	10	20
4	6	Keith COSTELLO	38	23	3	9	16	13
5	167	Herbie RONAN	35	26	3	13	11	11
6	211	Tim STEPHENSON	28	33	7	5	7	16
7	71	Davy MORGAN	25	36	3	25	x	x
8	18	Thomas HOGG	20	41	5	10	x	10
9	24	George STINSON	13	48	7	x	13	x
10	119	Tony WILLIS	11	50	2	2	9	x
11	4	Billy LYLE	8	53	3	8	x	x
12	46	Joe LOCKHART	8	53	0	x	8	x
13	25	David HASTINGS	7	54	1	7	x	x
14	2	Freddie STEWART	6	55	1	6	x	x
15	42	Brian LOUGHLIN	6	55	0	x	6	x
16	52	Michael THOMAS	5	56	1	x	5	x
17	130	Mark CAPEWELL	4	57	1	4	x	x
18	100	James THOMPSON	4	57	0	x	4	x
19	43	Alex McVICKER	3	58	1	3	x	x
20	114	George GOLDIE	1	60	2	1	x	x

**Event Legend**

#1	29/04/2011	ROYAL HOTEL & BRAESIDE COOKSTOWN 100	#3	24/06/2011	H2 ENGINEERING BUSH ROAD RACE
#2	06/05/2011	AROUND A POUND TANDRAGEE 100			

**ULSTER ROAD RACE CLASSIC 250cc (subject to confirmation)**

2011

Pos	No.	Name	Total	Diff	Gap	#1 #2 #3		
						R7	R1	R1
1	14	Jeff WARD	65	0	0	20	25	20
2	76	Philip SHAW	58	7	7	13	20	25
3	27	Bryan ALLAN	39	26	19	10	13	16
4	11	Peter WAKEFIELD	32	33	7	16	16	x
5	43	Alex McVICKER	30	35	2	8	11	11
6	19	Kevin STROWGER	25	40	5	25	x	x
7	69	Allen GIBSON	23	42	2	6	9	8
8	34	Trevor STEWART	20	45	3	3	8	9
9	30	Robert WRIGHT	15	50	5	5	x	10
10	20	Gary HUTTON	13	52	2	x	x	13
11	40	Barry DAVIDSON	11	54	2	11	x	x
12	83	Thomas CRAIG	10	55	1	x	10	x
13	10	Chris BLAIR	9	56	1	9	x	x
14	48	Alex BLACK	7	58	2	7	x	x
15	15	Dave BROUGH	4	61	3	4	x	x

**Event Legend**

#1	29/04/2011	ROYAL HOTEL & BRAESIDE COOKSTOWN 100	#3	24/06/2011	H2 ENGINEERING BUSH ROAD RACE
#2	06/05/2011	AROUND A POUND TANDRAGEE 100			

**ULSTER ROAD RACE CLASSIC 350cc (subject to confirmation)**

2011

Pos	No.	Name	Total	Diff	Gap	#1 #2 #3		
						R8	R1	R1
1	134	Sean LEONARD	61	0	0	16	20	25
2	26	Chris McGAHAN	45	16	16	20	25	x
3	40	Barry DAVIDSON	41	20	4	11	10	20
4	6	Keith COSTELLO	38	23	3	9	16	13
5	167	Herbie RONAN	35	26	3	13	11	11
6	211	Tim STEPHENSON	28	33	7	5	7	16
7	71	Davy MORGAN	25	36	3	25	x	x
8	18	Thomas HOGG	20	41	5	10	x	10
9	24	George STINSON	13	48	7	x	13	x
10	119	Tony WILLIS	11	50	2	2	9	x
11	4	Billy LYLE	8	53	3	8	x	x
12	46	Joe LOCKHART	8	53	0	x	8	x
13	25	David HASTINGS	7	54	1	7	x	x
14	2	Freddie STEWART	6	55	1	6	x	x
15	42	Brian LOUGHLIN	6	55	0	x	6	x
16	52	Michael THOMAS	5	56	1	x	5	x
17	130	Mark CAPEWELL	4	57	1	4	x	x
18	100	James THOMPSON	4	57	0	x	4	x
19	43	Alex McVICKER	3	58	1	3	x	x
20	114	George GOLDIE	1	60	2	1	x	x

**Event Legend**

#1	29/04/2011	ROYAL HOTEL & BRAESIDE COOKSTOWN 100	#3	24/06/2011	H2 ENGINEERING BUSH ROAD RACE
#2	06/05/2011	AROUND A POUND TANDRAGEE 100			






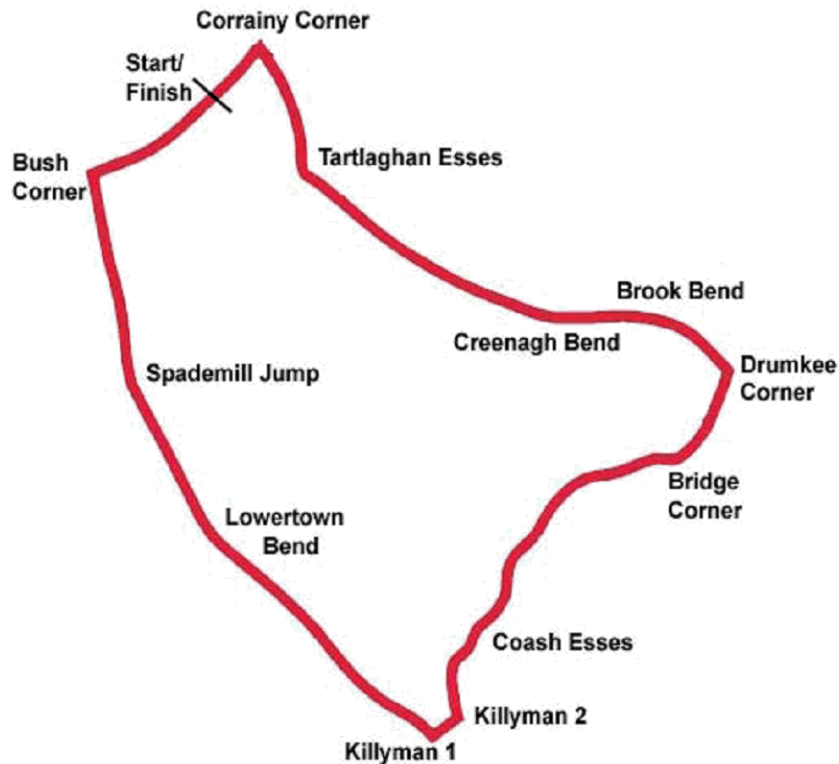
**Friday 24<sup>th</sup> & Saturday 25<sup>th</sup> June 2011**

**promoted by Dungannon & District MCC**  
[www.bushroadraces.com](http://www.bushroadraces.com)

**THE COHANNON INN & AUTO LODGE**  
**CLASSIC 500cc & 1000cc**



# Bush Circuit 3.3078 miles



## LAP RECORDS

Class	Rider	Machine	m s	mph	Year
125cc	William Dunlop	Honda	2 23.443	83.016	2010
Moto 450	Trevor Ferguson	Yamaha	2 35.937	76.414	2010
250cc	William Dunlop	Honda	2 18.280	86.116	2010
Supersport 400	Joe Phillips	Kawasaki	2 30.508	79.119	2008
Supertwins	John Burrows	Kawasaki 650	2 22.518	83.555	2010
Supersport	William Dunlop	Yamaha	2 14.958	88.235	2010
Superbike	William Dunlop	Yamaha 600	2 11.661	90.445	2010
Senior Support	Craig Shirlaw	Kawasaki 600	2 20.505	84.752	2010
Junior Support	Dean Harrison	Kawasaki 650	2 27.141	80.930	2010
Classic 1000cc	Robert McCrum	Norton Weslake 950	2 31.924	78.382	2010
Classic 500cc	Neill McWhirter	Norton	2 31.551	78.575	2010
Classic 350cc	Adrian McFarland	Honda	2 40.433	74.225	2008
Classic 250cc	Barry Davidson	Honda 198	2 50.292	69.927	2010

## MOST WINS at BUSH ROAD RACE

Ryan Farquhar	6	2008-09
William Dunlop	4	2010
Conor Cummins	3	2007
Nigel Moore	3	2007-09
Barry Davidson	3	2008-10

## ALL TIME IRISH ROAD RACE WINNERS (after North West 200 2011)

### Most Wins at All Irish Road Race Meetings

1. Ryan Farquhar	162	1995-11
2. Joey Dunlop	156	1971-00
3. Robert Dunlop	135	1980-08
4. Ray McCullough	109	1960-82
Phillip McCallen	109	1987-99

### Most Wins at Irish National Road Race Meetings

1. Ryan Farquhar	152	1995-11
2. Joey Dunlop	119	1971-00
3. Robert Dunlop	111	1980-08
4. Ray McCullough	99	1960-82
5. Phillip McCallen	84	1987-99

H2 ENGINEERING BUSH ROAD RACE

CLASSIC 500cc/1000cc

Bush 3.308 Miles

R9: Cohannon Inn & Auto Lodge Senior Classic

25/06/2011 14:30

Race (8 Laps)

# Race 9 - SENIOR CLASSIC

23
C
20
C
2
C

77
B
9
B
11
B

100
A
4
A
5
A
151
A
POLE POSITION

4  
3  
2  
1



# H2 Engineering Bush Road Races

CLASSIC 500cc / 1000cc

Race 8 - Cohannon Inn & Auto Lodge Senior Classic

Saturday, 25 June 2011



Pos	Class	No	Name	Machine / Sponsor	Gp	Laps	Total Time	Behind	Speed	-----Best Lap-----	
										Time	Speed

## Race Classification


1	C1000	151	Mark MORGAN	Norton 997 - Sam McKeown	a	4	11:02.122		71.939	2:41.590	73.693	2
2	C500	5	Gary JAMISON	Honda 500	a	4	11:12.969	10.847	70.779	2:44.348	72.456	2
3	C1000	11	John SCOTT	R North Triumph 930	a	4	11:13.202	11.080	70.755	2:45.283	72.047	4
4	C500	2	Freddie STEWART	Honda 500	a	4	11:14.149	12.027	70.655	2:45.875	71.789	4
5	C500	4	Billy LYLE	Drixton Honda 500 - Cairnduff	a	4	11:14.280	12.158	70.642	2:44.935	72.199	4
6	C500	9	Sam KINKEAD	Drixton Honda 500	a	4	11:45.692	43.570	67.497	2:55.369	67.903	4
7	C500	77	Ian BOYD	Seeley G50 496	a	4	12:31.630	1:29.508	63.372	3:05.717	64.119	2
8	C500	100	James THOMPSON	Rickman Matchless 497	a	4	13:56.695	2:54.573	56.929	3:20.666	59.343	4

## Fastest Lap

C1000	151	Mark MORGAN	Norton 997 - Sam McKeown	a						2:41.590	73.693	2
-------	-----	-------------	--------------------------	---	--	--	--	--	--	----------	--------	---

Provisional result to be confirmed by the Stewards of the Meeting subject to completion of technical inspections & the time limit for protests

Page 1 / 1

Circuit	Bush	Signed		Organising Club	Dungannon & District MCC
Length(miles)	3.3078		Chief Timekeeper	Race Started	16:57
Weather	Cloudy, 23°C, 63%RH	Issued At:	17:12		
Track	Dry				



MCUI Ulster  
Centre Timing  
powered by  
e-Laps timing software

www.elaps-timing.com



# H2 Engineering Bush Road Races

CLASSIC 500cc / 1000cc

Race 8 - Cohannon Inn & Auto Lodge Senior Classic

Saturday, 25 June 2011

## DETAILED RESULT



### Race Classification

#### **1** 151 Mark MORGAN

Total Time 11:02.122 Avg Speed 71.939 Behind  
Best Time 2:41.590 Best Speed 73.693 On 2 Gp a

Lap	Elapsed Time	Lap Time	Lap Speed
1	2:46.347	2:46.347	71.586
2	5:27.937	2:41.590	73.693
3	8:13.208	2:45.271	72.052
4	11:02.122	2:48.914	70.498

#### **2** 5 Gary JAMISON

Total Time 11:12.969 Avg Speed 70.779 Behind 10.847  
Best Time 2:44.348 Best Speed 72.456 On 2 Gp a

Lap	Elapsed Time	Lap Time	Lap Speed
1	2:53.301	2:53.301	68.713
2	5:37.649	2:44.348	72.456
3	8:24.327	2:46.678	71.444
4	11:12.969	2:48.642	70.612

#### **3** 11 John SCOTT

Total Time 11:13.202 Avg Speed 70.755 Behind 11.080  
Best Time 2:45.283 Best Speed 72.047 On 4 Gp a

Lap	Elapsed Time	Lap Time	Lap Speed
1	2:51.903	2:51.903	69.272
2	5:40.333	2:48.430	70.700
3	8:27.919	2:47.586	71.057
4	11:13.202	2:45.283	72.047

#### **4** 2 Freddie STEWART

Total Time 11:14.149 Avg Speed 70.655 Behind 12.027  
Best Time 2:45.875 Best Speed 71.789 On 4 Gp a

Lap	Elapsed Time	Lap Time	Lap Speed
1	2:52.739	2:52.739	68.937
2	5:40.830	2:48.091	70.843
3	8:28.274	2:47.444	71.117
4	11:14.149	2:45.875	71.789

#### **5** 4 Billy LYLE

Total Time 11:14.280 Avg Speed 70.642 Behind 12.158  
Best Time 2:44.935 Best Speed 72.199 On 4 Gp a

Lap	Elapsed Time	Lap Time	Lap Speed
1	2:53.950	2:53.950	68.457
2	5:40.994	2:47.044	71.287
3	8:29.345	2:48.351	70.734
4	11:14.280	2:44.935	72.199

### Race Classification

#### **6** 9 Sam KINKEAD

Total Time 11:45.692 Avg Speed 67.497 Behind 43.570  
Best Time 2:55.369 Best Speed 67.903 On 4 Gp a

Lap	Elapsed Time	Lap Time	Lap Speed
1	2:58.959	2:58.959	66.541
2	5:54.701	2:55.742	67.759
3	8:50.323	2:55.622	67.805
4	11:45.692	2:55.369	67.903

#### **7** 77 Ian BOYD

Total Time 12:31.630 Avg Speed 63.372 Behind 1:29.508  
Best Time 3:05.717 Best Speed 64.119 On 2 Gp a

Lap	Elapsed Time	Lap Time	Lap Speed
1	3:09.237	3:09.237	62.927
2	6:14.954	3:05.717	64.119
3	9:21.294	3:06.340	63.905
4	12:31.630	3:10.336	62.563

#### **8** 100 James THOMPSON

Total Time 13:56.695 Avg Speed 56.929 Behind 2:54.573  
Best Time 3:20.666 Best Speed 59.343 On 4 Gp a

Lap	Elapsed Time	Lap Time	Lap Speed
1	3:40.218	3:40.218	54.074
2	7:09.944	3:29.726	56.779
3	10:36.029	3:26.085	57.782
4	13:56.695	3:20.666	59.343

**IRISH ROAD RACE CLASSIC 1000cc (subject to confirmation)**

2011

Pos	No.	Name	Total	Diff	Gap	#1	#2	#3
						R1	R1	R1
1	151	Mark MORGAN	75	0	0	25	25	25
2	11	John SCOTT	60	15	15	20	20	20

**Event Legend**

#1	29/04/2011	ROYAL HOTEL & BRAESIDE COOKSTOWN 100	#3	24/06/2011	H2 ENGINEERING BUSH ROAD RACE
#2	06/05/2011	AROUND A POUND TANDRAGEE 100			

Championship Standings of IRISH ROAD RACE CLASSIC 500cc (subject to confirmation) 25/06/2011 17:14:30

**IRISH ROAD RACE CLASSIC 500cc (subject to confirmation)**

2011

Pos	No.	Name	Total	Diff	Gap	#1	#2	#3
						R1	R1	R1
1	5	Gary JAMISON	58	0	0	13	20	25
2	2	Freddie STEWART	56	2	2	20	16	20
3	8	Allan BREW	41	17	15	16	25	x
4	9	Sam KINKEAD	34	24	7	8	13	13
5	61	Wattie BROWN	25	33	9	25	x	x
6	45	Les CROSS	17	41	8	6	11	x
7	4	Billy LYLE	16	42	1	x	x	16
8	77	Ian BOYD	11	47	5	x	x	11
9	6	Keith COSTELLO	11	47	0	11	x	x
10	100	James THOMPSON	10	48	1	x	x	10
11	50	John JONES	10	48	0	10	x	x
12	106	Andy HUNT	9	49	1	9	x	x
13	20	Gary HUTTON	7	51	2	7	x	x

**Event Legend**

#1	29/04/2011	ROYAL HOTEL & BRAESIDE COOKSTOWN 100	#3	24/06/2011	H2 ENGINEERING BUSH ROAD RACE
#2	06/05/2011	AROUND A POUND TANDRAGEE 100			

**ULSTER ROAD RACE CLASSIC 1000cc (subject to confirmation)**

2011

Pos	No.	Name	Total	Diff	Gap	#1 #2 #3		
						R1	R1	R1
1	151	Mark MORGAN	75	0	0	25	25	25
2	11	John SCOTT	60	15	15	20	20	20

**Event Legend**

#1	29/04/2011	ROYAL HOTEL & BRAESIDE COOKSTOWN 100	#3	24/06/2011	H2 ENGINEERING BUSH ROAD RACE
#2	06/05/2011	AROUND A POUND TANDRAGEE 100			

Championship Standings of ULSTER ROAD RACE CLASSIC 500cc (subject to confirmation) 25/06/2011 17:15:13

**ULSTER ROAD RACE CLASSIC 500cc (subject to confirmation)**

2011

Pos	No.	Name	Total	Diff	Gap	#1 #2 #3		
						R1	R1	R1
1	5	Gary JAMISON	58	0	0	13	20	25
2	2	Freddie STEWART	56	2	2	20	16	20
3	8	Allan BREW	41	17	15	16	25	x
4	9	Sam KINKEAD	34	24	7	8	13	13
5	61	Wattie BROWN	25	33	9	25	x	x
6	45	Les CROSS	17	41	8	6	11	x
7	4	Billy LYLE	16	42	1	x	x	16
8	77	Ian BOYD	11	47	5	x	x	11
9	6	Keith COSTELLO	11	47	0	11	x	x
10	100	James THOMPSON	10	48	1	x	x	10
11	50	John JONES	10	48	0	10	x	x
12	106	Andy HUNT	9	49	1	9	x	x
13	20	Gary HUTTON	7	51	2	7	x	x

**Event Legend**

#1	29/04/2011	ROYAL HOTEL & BRAESIDE COOKSTOWN 100	#3	24/06/2011	H2 ENGINEERING BUSH ROAD RACE
#2	06/05/2011	AROUND A POUND TANDRAGEE 100			






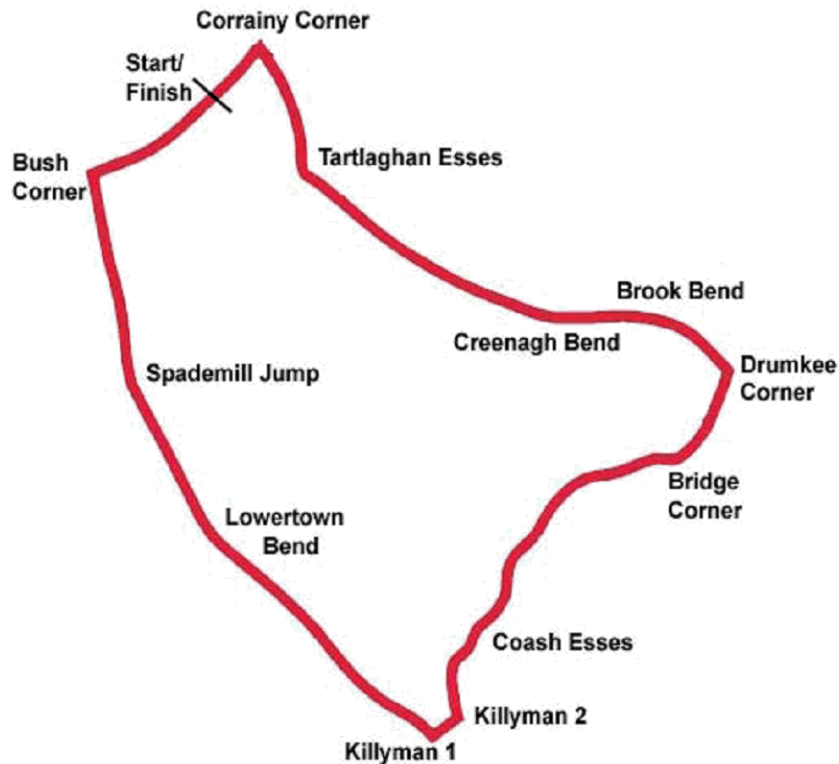
**Friday 24<sup>th</sup> & Saturday 25<sup>th</sup> June 2011**

**promoted by Dungannon & District MCC**  
[www.bushroadraces.com](http://www.bushroadraces.com)

**H2 ENGINEERING  
BUSH OPEN SUPERBIKE  
&  
SUPERBIKE GRAND FINAL**



# Bush Circuit 3.3078 miles



## LAP RECORDS

Class	Rider	Machine	m s	mph	Year
125cc	William Dunlop	Honda	2 23.443	83.016	2010
Moto 450	Trevor Ferguson	Yamaha	2 35.937	76.414	2010
250cc	William Dunlop	Honda	2 18.280	86.116	2010
Supersport 400	Joe Phillips	Kawasaki	2 30.508	79.119	2008
Supertwins	John Burrows	Kawasaki 650	2 22.518	83.555	2010
Supersport	William Dunlop	Yamaha	2 14.958	88.235	2010
Superbike	William Dunlop	Yamaha 600	2 11.661	90.445	2010
Senior Support	Craig Shirlaw	Kawasaki 600	2 20.505	84.752	2010
Junior Support	Dean Harrison	Kawasaki 650	2 27.141	80.930	2010
Classic 1000cc	Robert McCrum	Norton Weslake 950	2 31.924	78.382	2010
Classic 500cc	Neill McWhirter	Norton	2 31.551	78.575	2010
Classic 350cc	Adrian McFarland	Honda	2 40.433	74.225	2008
Classic 250cc	Barry Davidson	Honda 198	2 50.292	69.927	2010

## MOST WINS at BUSH ROAD RACE

Ryan Farquhar	6	2008-09
William Dunlop	4	2010
Conor Cummins	3	2007
Nigel Moore	3	2007-09
Barry Davidson	3	2008-10

## ALL TIME IRISH ROAD RACE WINNERS (after North West 200 2011)

### Most Wins at All Irish Road Race Meetings

1. Ryan Farquhar	162	1995-11
2. Joey Dunlop	156	1971-00
3. Robert Dunlop	135	1980-08
4. Ray McCullough	109	1960-82
Phillip McCallen	109	1987-99

### Most Wins at Irish National Road Race Meetings

1. Ryan Farquhar	152	1995-11
2. Joey Dunlop	119	1971-00
3. Robert Dunlop	111	1980-08
4. Ray McCullough	99	1960-82
5. Phillip McCallen	84	1987-99

H2 ENGINEERING BUSH ROAD RACE

SUPERBIKE

Bush 3.308 Miles

R5: H2 Engineering Bush Open

25/06/2011 12:30

Race (8 Laps)

# Race 5 - BUSH OPEN

		24	54	9
		B	A	
26	35	73	8	
C	B	A		
52	28	97	7	B
C	B	A		
25	7	93	6	
C	B	A		
				5
C	B	A		
	150	65	4	
C	B	A		
64	31	16	3	
C	B	A		
71	13	36	2	A
C	B	A		
82	3	77	1	
C	B	A		
		POLE POSITION		

# H2 ENGINEERING BUSH ROAD RACE

SUPERBIKE

Bush 3.308 Miles

R7: H2 Engineering Grand Final

25/06/2011 13:30

Race (10 Laps)

# Race 7 - GRAND FINAL

		24	54		8
		B	A		
35	52		28	B	7
C	B		A		
25	7		93		6
C	B		A		
					5
			65		4
		B	A		
64	31		16		3
C	B		A		
71	13		36	A	2
C	B		A		
82	3		77		1
C	B		A		
			POLE POSITION		

# H2 Engineering Bush Road Races

## SUPERBIKE

### Race 7 - H2 Engineering Bush Open

Saturday, 25 June 2011



Pos	Class	No	Name	Machine / Sponsor	Gp	Laps	Total Time	Behind	Speed	-----Best Lap-----	
										Time	Speed

#### Race Classification

1	SBKR	77	Ryan FARQUHAR	Kawasaki 600 - KMR Kawasaki	a	4	8:59.194		88.340	2:13.076	89.483	3
2	SBKR	3	Michael DUNLOP	Kawasaki - Street Sweep	a	4	9:05.367	6.173	87.340	2:14.153	88.765	4
3	SBKR	82	Derek SHEILS	Honda - Amigos	a	4	9:06.678	7.484	87.130	2:14.864	88.297	3
4	SBKR	16	John BURROWS	Suzuki - Cookstown BE Racing	a	4	9:24.013	24.819	84.453	2:17.890	86.359	3
5	SBKR	71	Davy MORGAN	Suzuki - Strangford Holiday Park	a	4	9:24.224	25.030	84.421	2:18.575	85.932	4
6	SBKR	36	Michael PEARSON	BMW	a	4	9:24.534	25.340	84.375	2:17.484	86.614	4
7	SBKR	93	Paul CRANSTON	Honda - P & J Fuel Haulage	b	4	9:24.549	25.355	84.372	2:19.955	85.085	4
8	SBKR	13	Adrian ARCHIBALD	Kawasaki - AMA Racing	a	4	9:26.536	27.342	84.076	2:18.760	85.818	3
9	SBKR	64	Stephen McKNIGHT	Yamaha 600	a	4	9:30.534	31.340	83.487	2:19.439	85.400	3
10	SBKR	65	Michael SWEENEY	Honda - M.S.R.	a	4	9:36.397	37.203	82.638	2:21.110	84.389	3
11	SBKR	31	Shaun ANDERSON	Suzuki - ARD	a	4	9:43.380	44.186	81.649	2:24.291	82.528	4
12	SBKR	25	Ivan SHANLEY	Yamaha 600 - Ty-Rock	b	4	9:47.101	47.907	81.131	2:25.776	81.688	2
13	SBKR	7	Adrian McFARLAND	Suzuki - Team Blue	b	4	9:47.470	48.276	81.080	2:25.004	82.122	3
14	SBKR	24	Craig SHIRLAW	Kawasaki 600 - Shirlaws Motorcycles	b	4	9:47.716	48.522	81.046	2:24.090	82.643	4
15	SBKR	28	Paul GARTLAND	Suzuki	b	4	9:49.411	50.217	80.813	2:24.909	82.176	3
16	SBKR	26	Dennis BOOTH	Yamaha 600	b	4	9:49.583	50.389	80.790	2:24.247	82.553	3
17	SBKR	54	Corran SMYTH	Suzuki - Crazy Cat Customs	b	4	10:11.178	1:11.984	77.935	2:30.373	79.190	2
18	SBKR	52	Andrew BROWN	Aprilia - Freeway Lift Services	b	4	10:25.396	1:26.202	76.163	2:30.508	79.119	2

#### Fastest Lap


SBKR	77	Ryan FARQUHAR	Kawasaki 600 - KMR Kawasaki	a						2:13.076	89.483	3
------	----	---------------	-----------------------------	---	--	--	--	--	--	----------	--------	---

#### Not Classified

DNF	SBKR	73	Derek COSTELLO	Yamaha 600	b	3	7:36.622	1 Lap	78.236	2:29.558	79.622	3
-----	------	----	----------------	------------	---	---	----------	-------	--------	----------	--------	---

Provisional result to be confirmed by the Stewards of the Meeting subject to completion of technical inspections & the time limit for protests

Page 1 / 1

Circuit	Bush	Signed		Organising Club	Dungannon & District MCC
Length(miles)	3.3078		Chief Timekeeper	Race Started	16:32
Weather	Cloudy, 24°C, 59%RH	Issued At:	16:43	Gp Time Diff - b	16.77
Track	Dry				



MCUI Ulster  
Centre Timing  
powered by  
e-Laps timing software

www.elaps-timing.com



# H2 Engineering Bush Road Races

## SUPERBIKE

### Race 7 - H2 Engineering Bush Open

Saturday, 25 June 2011

## DETAILED RESULT



### Race Classification

#### 1 77 Ryan FARQUHAR

Total Time **8:59.194** Avg Speed **88.340** Behind  
 Best Time **2:13.076** Best Speed **89.483** On 3 Gp a

Lap	Elapsed Time	Lap Time	Lap Speed
1	2:17.596	2:17.596	86.544
2	4:30.963	2:13.367	89.288
3	6:44.039	2:13.076	89.483
4	8:59.194	2:15.155	88.107

#### 2 3 Michael DUNLOP

Total Time **9:05.367** Avg Speed **87.340** Behind **6.173**  
 Best Time **2:14.153** Best Speed **88.765** On 4 Gp a

Lap	Elapsed Time	Lap Time	Lap Speed
1	2:20.683	2:20.683	84.645
2	4:36.459	2:15.776	87.704
3	6:51.214	2:14.755	88.368
4	9:05.367	2:14.153	88.765

#### 3 82 Derek SHEILS

Total Time **9:06.678** Avg Speed **87.130** Behind **7.484**  
 Best Time **2:14.864** Best Speed **88.297** On 3 Gp a

Lap	Elapsed Time	Lap Time	Lap Speed
1	2:20.795	2:20.795	84.577
2	4:36.609	2:15.814	87.679
3	6:51.473	2:14.864	88.297
4	9:06.678	2:15.205	88.074

#### 4 16 John BURROWS

Total Time **9:24.013** Avg Speed **84.453** Behind **24.819**  
 Best Time **2:17.890** Best Speed **86.359** On 3 Gp a

Lap	Elapsed Time	Lap Time	Lap Speed
1	2:27.372	2:27.372	80.803
2	4:48.194	2:20.822	84.561
3	7:06.084	2:17.890	86.359
4	9:24.013	2:17.929	86.335

#### 5 71 Davy MORGAN

Total Time **9:24.224** Avg Speed **84.421** Behind **25.030**  
 Best Time **2:18.575** Best Speed **85.932** On 4 Gp a

Lap	Elapsed Time	Lap Time	Lap Speed
1	2:26.469	2:26.469	81.301
2	4:46.824	2:20.355	84.843
3	7:05.649	2:18.825	85.778
4	9:24.224	2:18.575	85.932

### Race Classification

#### 6 36 Michael PEARSON

Total Time **9:24.534** Avg Speed **84.375** Behind **25.340**  
 Best Time **2:17.484** Best Speed **86.614** On 4 Gp a

Lap	Elapsed Time	Lap Time	Lap Speed
1	2:25.819	2:25.819	81.663
2	4:48.387	2:22.568	83.526
3	7:07.050	2:18.663	85.878
4	9:24.534	2:17.484	86.614

#### 7 93 Paul CRANSTON

Total Time **9:24.549** Avg Speed **84.372** Behind **25.355**  
 Best Time **2:19.955** Best Speed **85.085** On 4 Gp b

Lap	Elapsed Time	Lap Time	Lap Speed
1	2:24.137	2:24.137	82.616
2	4:44.523	2:20.386	84.824
3	7:04.594	2:20.071	85.015
4	9:24.549	2:19.955	85.085

#### 8 13 Adrian ARCHIBALD

Total Time **9:26.536** Avg Speed **84.076** Behind **27.342**  
 Best Time **2:18.760** Best Speed **85.818** On 3 Gp a

Lap	Elapsed Time	Lap Time	Lap Speed
1	2:27.528	2:27.528	80.717
2	4:48.716	2:21.188	84.342
3	7:07.476	2:18.760	85.818
4	9:26.536	2:19.060	85.633

#### 9 64 Stephen McKNIGHT

Total Time **9:30.534** Avg Speed **83.487** Behind **31.340**  
 Best Time **2:19.439** Best Speed **85.400** On 3 Gp a

Lap	Elapsed Time	Lap Time	Lap Speed
1	2:29.991	2:29.991	79.392
2	4:49.725	2:19.734	85.220
3	7:09.164	2:19.439	85.400
4	9:30.534	2:21.370	84.233

#### 10 65 Michael SWEENEY

Total Time **9:36.397** Avg Speed **82.638** Behind **37.203**  
 Best Time **2:21.110** Best Speed **84.389** On 3 Gp a

Lap	Elapsed Time	Lap Time	Lap Speed
1	2:30.567	2:30.567	79.088
2	4:53.606	2:23.039	83.251
3	7:14.716	2:21.110	84.389
4	9:36.397	2:21.681	84.049

# H2 Engineering Bush Road Races

## SUPERBIKE

### Race 7 - H2 Engineering Bush Open

Saturday, 25 June 2011

## DETAILED RESULT



### Race Classification

#### 11 31 Shaun ANDERSON

Total Time 9:43.380 Avg Speed 81.649 Behind 44.186  
Best Time 2:24.291 Best Speed 82.528 On 4 Gp a

Lap	Elapsed Time	Lap Time	Lap Speed
1	2:30.285	2:30.285	79.237
2	4:54.634	2:24.349	82.495
3	7:19.089	2:24.455	82.435
4	9:43.380	2:24.291	82.528

#### 12 25 Ivan SHANLEY

Total Time 9:47.101 Avg Speed 81.131 Behind 47.907  
Best Time 2:25.776 Best Speed 81.688 On 2 Gp b

Lap	Elapsed Time	Lap Time	Lap Speed
1	2:27.684	2:27.684	80.632
2	4:53.460	2:25.776	81.688
3	7:20.368	2:26.908	81.058
4	9:47.101	2:26.733	81.155

#### 13 7 Adrian McFARLAND

Total Time 9:47.470 Avg Speed 81.080 Behind 48.276  
Best Time 2:25.004 Best Speed 82.122 On 3 Gp b

Lap	Elapsed Time	Lap Time	Lap Speed
1	2:32.000	2:32.000	78.343
2	4:57.432	2:25.432	81.881
3	7:22.436	2:25.004	82.122
4	9:47.470	2:25.034	82.105

#### 14 24 Craig SHIRLAW

Total Time 9:47.716 Avg Speed 81.046 Behind 48.522  
Best Time 2:24.090 Best Speed 82.643 On 4 Gp b

Lap	Elapsed Time	Lap Time	Lap Speed
1	2:34.295	2:34.295	77.177
2	4:58.758	2:24.463	82.430
3	7:23.626	2:24.868	82.200
4	9:47.716	2:24.090	82.643

#### 15 28 Paul GARTLAND

Total Time 9:49.411 Avg Speed 80.813 Behind 50.217  
Best Time 2:24.909 Best Speed 82.176 On 3 Gp b

Lap	Elapsed Time	Lap Time	Lap Speed
1	2:32.788	2:32.788	77.939
2	4:58.457	2:25.669	81.748
3	7:23.366	2:24.909	82.176
4	9:49.411	2:26.045	81.537

### Race Classification

#### 16 26 Dennis BOOTH

Total Time 9:49.583 Avg Speed 80.790 Behind 50.389  
Best Time 2:24.247 Best Speed 82.553 On 3 Gp b

Lap	Elapsed Time	Lap Time	Lap Speed
1	2:34.627	2:34.627	77.012
2	5:00.627	2:26.000	81.562
3	7:24.874	2:24.247	82.553
4	9:49.583	2:24.709	82.290

#### 17 54 Corran SMYTH

Total Time 10:11.178 Avg Speed 77.935 Behind 1:11.984  
Best Time 2:30.373 Best Speed 79.190 On 2 Gp b

Lap	Elapsed Time	Lap Time	Lap Speed
1	2:36.417	2:36.417	76.130
2	5:06.790	2:30.373	79.190
3	7:38.079	2:31.289	78.711
4	10:11.178	2:33.099	77.780

#### 18 52 Andrew BROWN

Total Time 10:25.396 Avg Speed 76.163 Behind 1:26.202  
Best Time 2:30.508 Best Speed 79.119 On 2 Gp b

Lap	Elapsed Time	Lap Time	Lap Speed
1	2:36.243	2:36.243	76.215
2	5:06.751	2:30.508	79.119
3	7:39.354	2:32.603	78.033
4	10:25.396	2:46.042	71.717

### Not Classified

#### DNF 73 Derek COSTELLO

Total Time 7:36.622 Avg Speed 78.236 Behind 1 Lap  
Best Time 2:29.558 Best Speed 79.622 On 3 Gp b

Lap	Elapsed Time	Lap Time	Lap Speed
1	2:36.722	2:36.722	75.982
2	5:07.064	2:30.342	79.207
3	7:36.622	2:29.558	79.622



MCUI Ulster  
Centre Timing  
powered by  
e-Laps timing software

www.elaps-timing.com



**IRISH ROAD RACE SUPERBIKE (subject to confirmation)**

2011

Pos	No.	Name	Total	Diff	Gap	#1	#2
						R1	R1
1	77	Ryan FARQUHAR	50	0	0	25	25
2	3	Michael DUNLOP	40	10	10	20	20
3	82	Derek SHEILS	27	23	13	11	16
4	16	John BURROWS	19	31	8	6	13
5	36	Michael PEARSON	19	31	0	9	10
6	71	Davy MORGAN	18	32	1	7	11
7	7	Guy MARTIN	16	34	2	16	x
8	13	Adrian ARCHIBALD	16	34	0	8	8
9	86	Cameron DONALD	13	37	3	13	x
10	6	William DUNLOP	10	40	3	10	x
11	31	Shaun ANDERSON	10	40	0	5	5
12	93	Paul CRANSTON	9	41	1	x	9
13	64	Stephen McKNIGHT	9	41	0	2	7
14	65	Michael SWEENEY	6	44	3	x	6
15	25	Ivan SHANLEY	4	46	2	x	4
16	99	Andrew COURTNEY	4	46	0	4	x
17	7	Adrian McFARLAND	3	47	1	x	3
18	96	Andy FARRELL	3	47	0	3	x
19	24	Craig SHIRLAW	2	48	1	x	2
20	28	Paul GARTLAND	1	49	1	x	1
21	101	Brian McCORMACK	1	49	0	1	x

**Event Legend**

#1 29/04/2011 ROYAL HOTEL &amp; BRAESIDE COOKSTOWN 100

#2 24/06/2011 H2 ENGINEERING BUSH ROAD RACE



**ULSTER ROAD RACE SUPERBIKE (subject to confirmation)**

2011

Pos	No.	Name	Total	Diff	Gap	#1	#2
						R1	R1
1	77	Ryan FARQUHAR	50	0	0	25	25
2	3	Michael DUNLOP	40	10	10	20	20
3	82	Derek SHEILS	27	23	13	11	16
4	16	John BURROWS	19	31	8	6	13
5	36	Michael PEARSON	19	31	0	9	10
6	71	Davy MORGAN	18	32	1	7	11
7	7	Guy MARTIN	16	34	2	16	x
8	13	Adrian ARCHIBALD	16	34	0	8	8
9	86	Cameron DONALD	13	37	3	13	x
10	6	William DUNLOP	10	40	3	10	x
11	31	Shaun ANDERSON	10	40	0	5	5
12	93	Paul CRANSTON	9	41	1	x	9
13	64	Stephen McKNIGHT	9	41	0	2	7
14	65	Michael SWEENEY	6	44	3	x	6
15	25	Ivan SHANLEY	4	46	2	x	4
16	99	Andrew COURTNEY	4	46	0	4	x
17	7	Adrian McFARLAND	3	47	1	x	3
18	96	Andy FARRELL	3	47	0	3	x
19	24	Craig SHIRLAW	2	48	1	x	2
20	28	Paul GARTLAND	1	49	1	x	1
21	101	Brian McCORMACK	1	49	0	1	x

**Event Legend**

#1 29/04/2011 ROYAL HOTEL &amp; BRAESIDE COOKSTOWN 100

#2 24/06/2011 H2 ENGINEERING BUSH ROAD RACE

# H2 Engineering Bush Road Races

## SUPERBIKE

### Race 9 - H2 Engineering Grand Final

Saturday, 25 June 2011



Pos	Class	No	Name	Machine / Sponsor	Gp	Laps	Total Time	Behind	Speed	-----Best Lap-----		
										Time	Speed	On
<b>Race Classification</b>												
1	SBKR	77	Ryan FARQUHAR	Kawasaki 600 - KMR Kawasaki	a	6	13:16.675		89.683	2:11.200	90.763	4
2	SBKR	3	Michael DUNLOP	Yamaha 600 - Street Sweep	a	6	13:17.222	0.547	89.622	2:11.303	90.692	5
3	SBKR	82	Derek SHEILS	Honda - Amigos	a	6	13:32.412	15.737	87.946	2:14.109	88.794	2
4	SBKR	16	John BURROWS	Suzuki - Cookstown BE Racing	a	6	13:57.719	41.044	85.289	2:17.389	86.674	6
5	SBKR	13	Adrian ARCHIBALD	Kawasaki - AMA Racing	a	6	13:58.024	41.349	85.258	2:17.381	86.679	6
6	SBKR	64	Stephen McKNIGHT	Yamaha 600	a	6	13:59.365	42.690	85.122	2:18.289	86.110	3
7	SBKR	65	Michael SWEENEY	Honda - M.S.R.	a	6	14:07.460	50.785	84.309	2:18.437	86.018	2
8	SBKR	31	Shaun ANDERSON	Suzuki - ARD	a	6	14:07.610	50.935	84.294	2:19.175	85.562	4
9	SBKR	93	Paul CRANSTON	Honda 600 - P & J Fuel Haulage	b	6	14:13.032	56.357	83.758	2:20.832	84.555	4
10	SBKR	7	Adrian McFARLAND	Suzuki - Team Blue	b	6	14:22.025	1:05.350	82.884	2:21.466	84.176	6
11	SBKR	28	Paul GARTLAND	Suzuki	b	6	14:25.065	1:08.390	82.593	2:22.520	83.554	3
12	SBKR	24	Craig SHIRLAW	Kawasaki 600 - Shirlaws Motorcycles	b	6	14:32.752	1:16.077	81.866	2:23.043	83.248	2

### Fastest Lap / New Lap Record 90.763 mph (Previously 90.445 mph)


SBKR	77	Ryan FARQUHAR	Kawasaki 600 - KMR Kawasaki	a						2:11.200	90.763	4
------	----	---------------	-----------------------------	---	--	--	--	--	--	----------	--------	---

### Not Classified

DNF	SBKR	54	Corran SMYTH	Suzuki - Crazy Cat Customs	b	2	5:01.558	4 Laps	78.977	2:28.014	80.452	2
DNF	SBKR	52	Andrew BROWN	Aprilia - Freeway Lift Services	b	1	2:33.207	5 Laps	77.725	2:33.207	77.725	1

Provisional result to be confirmed by the Stewards of the Meeting subject to completion of technical inspections & the time limit for protests

Page 1 / 1

Circuit	Bush	Signed		Organising Club	Dungannon & District MCC
Length(miles)	3.3078		Chief Timekeeper	Race Started	17:23
Weather	Cloudy, 23°C, 63%RH	Issued At:	17:38	Gp Time Diff - b	15.6
Track	Dry				



MCUI Ulster  
Centre Timing  
powered by  
e-Laps timing software

www.elaps-timing.com



# H2 Engineering Bush Road Races

## SUPERBIKE

### Race 9 - H2 Engineering Grand Final

Saturday, 25 June 2011

## DETAILED RESULT



### Race Classification

#### **1** 77 Ryan FARQUHAR

Total Time 13:16.675 Avg Speed 89.683 Behind  
Best Time 2:11.200 Best Speed 90.763 On 4 Gp a

Lap	Elapsed Time	Lap Time	Lap Speed
1	2:17.389	2:17.389	86.674
2	4:30.366	2:12.977	89.550
3	6:42.117	2:11.751	90.383
4	8:53.317	2:11.200	90.763
5	11:05.012	2:11.695	90.422
6	13:16.675	2:11.663	90.444

#### **2** 3 Michael DUNLOP

Total Time 13:17.222 Avg Speed 89.622 Behind 0.547  
Best Time 2:11.303 Best Speed 90.692 On 5 Gp a

Lap	Elapsed Time	Lap Time	Lap Speed
1	2:17.887	2:17.887	86.361
2	4:30.736	2:12.849	89.636
3	6:42.949	2:12.213	90.067
4	8:54.332	2:11.383	90.636
5	11:05.635	2:11.303	90.692
6	13:17.222	2:11.587	90.496

#### **3** 82 Derek SHEILS

Total Time 13:32.412 Avg Speed 87.946 Behind 15.737  
Best Time 2:14.109 Best Speed 88.794 On 2 Gp a

Lap	Elapsed Time	Lap Time	Lap Speed
1	2:18.431	2:18.431	86.022
2	4:32.540	2:14.109	88.794
3	6:47.270	2:14.730	88.385
4	9:02.473	2:15.203	88.076
5	11:17.109	2:14.636	88.446
6	13:32.412	2:15.303	88.010

#### **4** 16 John BURROWS

Total Time 13:57.719 Avg Speed 85.289 Behind 41.044  
Best Time 2:17.389 Best Speed 86.674 On 6 Gp a

Lap	Elapsed Time	Lap Time	Lap Speed
1	2:23.055	2:23.055	83.241
2	4:43.151	2:20.096	84.999
3	7:01.664	2:18.513	85.971
4	9:20.812	2:19.148	85.579
5	11:40.330	2:19.518	85.352
6	13:57.719	2:17.389	86.674

### Race Classification

#### **5** 13 Adrian ARCHIBALD

Total Time 13:58.024 Avg Speed 85.258 Behind 41.349  
Best Time 2:17.381 Best Speed 86.679 On 6 Gp a

Lap	Elapsed Time	Lap Time	Lap Speed
1	2:22.909	2:22.909	83.326
2	4:43.386	2:20.477	84.769
3	7:01.853	2:18.467	85.999
4	9:20.990	2:19.137	85.585
5	11:40.643	2:19.653	85.269
6	13:58.024	2:17.381	86.679

#### **6** 64 Stephen McKNIGHT

Total Time 13:59.365 Avg Speed 85.122 Behind 42.690  
Best Time 2:18.289 Best Speed 86.110 On 3 Gp a

Lap	Elapsed Time	Lap Time	Lap Speed
1	2:23.739	2:23.739	82.845
2	4:43.791	2:20.052	85.026
3	7:02.080	2:18.289	86.110
4	9:21.364	2:19.284	85.495
5	11:40.848	2:19.484	85.372
6	13:59.365	2:18.517	85.968

#### **7** 65 Michael SWEENEY

Total Time 14:07.460 Avg Speed 84.309 Behind 50.785  
Best Time 2:18.437 Best Speed 86.018 On 2 Gp a

Lap	Elapsed Time	Lap Time	Lap Speed
1	2:25.787	2:25.787	81.681
2	4:44.224	2:18.437	86.018
3	7:03.144	2:18.920	85.719
4	9:23.931	2:20.787	84.582
5	11:46.099	2:22.168	83.761
6	14:07.460	2:21.361	84.239

#### **8** 31 Shaun ANDERSON

Total Time 14:07.610 Avg Speed 84.294 Behind 50.935  
Best Time 2:19.175 Best Speed 85.562 On 4 Gp a

Lap	Elapsed Time	Lap Time	Lap Speed
1	2:26.506	2:26.506	81.280
2	4:46.019	2:19.513	85.355
3	7:05.236	2:19.217	85.536
4	9:24.411	2:19.175	85.562
5	11:46.275	2:21.864	83.940
6	14:07.610	2:21.335	84.254

# H2 Engineering Bush Road Races

## SUPERBIKE

### Race 9 - H2 Engineering Grand Final

Saturday, 25 June 2011

## DETAILED RESULT



### Race Classification

#### **9** 93 Paul CRANSTON

Total Time 14:13.032 Avg Speed 83.758 Behind 56.357  
Best Time 2:20.832 Best Speed 84.555 On 4 Gp b

Lap	Elapsed Time	Lap Time	Lap Speed
1	2:27.019	2:27.019	80.997
2	4:47.994	2:20.975	84.469
3	7:08.949	2:20.955	84.481
4	9:29.781	2:20.832	84.555
5	11:51.729	2:21.948	83.890
6	14:13.032	2:21.303	84.273

#### **10** 7 Adrian McFARLAND

Total Time 14:22.025 Avg Speed 82.884 Behind 1:05.350  
Best Time 2:21.466 Best Speed 84.176 On 6 Gp b

Lap	Elapsed Time	Lap Time	Lap Speed
1	2:29.207	2:29.207	79.809
2	4:51.518	2:22.311	83.676
3	7:14.456	2:22.938	83.309
4	9:37.911	2:23.455	83.009
5	12:00.559	2:22.648	83.479
6	14:22.025	2:21.466	84.176

#### **11** 28 Paul GARTLAND

Total Time 14:25.065 Avg Speed 82.593 Behind 1:08.390  
Best Time 2:22.520 Best Speed 83.554 On 3 Gp b

Lap	Elapsed Time	Lap Time	Lap Speed
1	2:30.445	2:30.445	79.152
2	4:53.157	2:22.712	83.441
3	7:15.677	2:22.520	83.554
4	9:38.708	2:23.031	83.255
5	12:01.718	2:23.010	83.267
6	14:25.065	2:23.347	83.072

#### **12** 24 Craig SHIRLAW

Total Time 14:32.752 Avg Speed 81.866 Behind 1:16.077  
Best Time 2:23.043 Best Speed 83.248 On 2 Gp b

Lap	Elapsed Time	Lap Time	Lap Speed
1	2:32.973	2:32.973	77.844
2	4:56.016	2:23.043	83.248
3	7:19.297	2:23.281	83.110
4	9:43.480	2:24.183	82.590
5	12:07.556	2:24.076	82.651
6	14:32.752	2:25.196	82.014

### Not Classified

#### **DNF** 54 Corran SMYTH

Total Time 5:01.558 Avg Speed 78.977 Behind 4 Laps  
Best Time 2:28.014 Best Speed 80.452 On 2 Gp b

Lap	Elapsed Time	Lap Time	Lap Speed
1	2:33.544	2:33.544	77.555
2	5:01.558	2:28.014	80.452

#### **DNF** 52 Andrew BROWN

Total Time 2:33.207 Avg Speed 77.725 Behind 5 Laps  
Best Time 2:33.207 Best Speed 77.725 On 1 Gp b

Lap	Elapsed Time	Lap Time	Lap Speed
1	2:33.207	2:33.207	77.725


### Not Classified



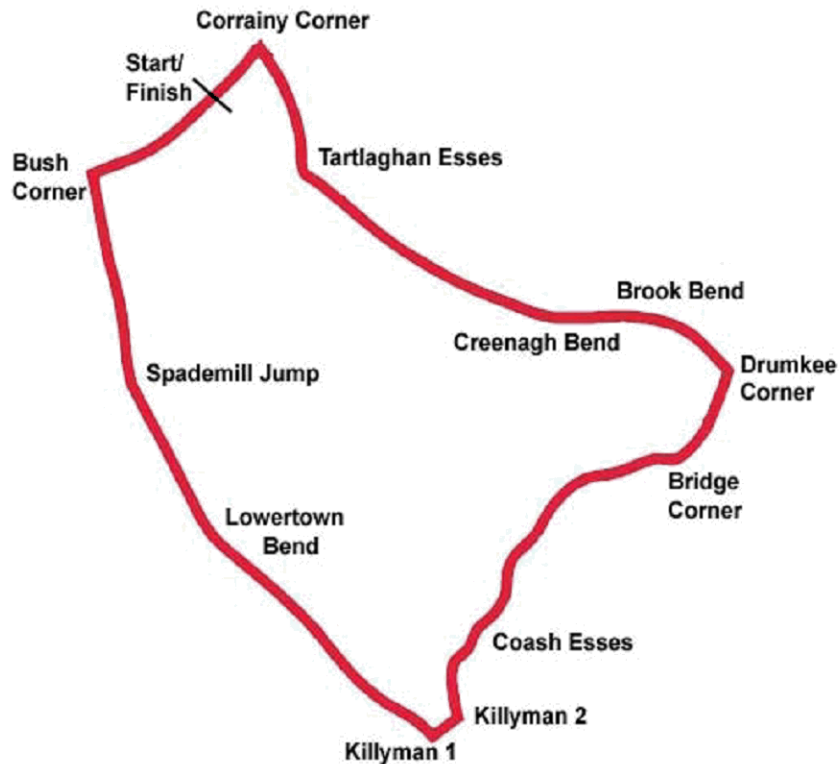
**Friday 24<sup>th</sup> & Saturday 25<sup>th</sup> June 2011**

**promoted by Dungannon & District MCC**  
[www.bushroadraces.com](http://www.bushroadraces.com)

**DUNGANNON & SOUTH TYRONE  
BOROUGH COUNCIL  
SUPERSPORT**



# Bush Circuit 3.3078 miles



## LAP RECORDS

Class	Rider	Machine	m s	mph	Year
125cc	William Dunlop	Honda	2 23.443	83.016	2010
Moto 450	Trevor Ferguson	Yamaha	2 35.937	76.414	2010
250cc	William Dunlop	Honda	2 18.280	86.116	2010
Supersport 400	Joe Phillips	Kawasaki	2 30.508	79.119	2008
Supertwins	John Burrows	Kawasaki 650	2 22.518	83.555	2010
Supersport	William Dunlop	Yamaha	2 14.958	88.235	2010
Superbike	William Dunlop	Yamaha 600	2 11.661	90.445	2010
Senior Support	Craig Shirlaw	Kawasaki 600	2 20.505	84.752	2010
Junior Support	Dean Harrison	Kawasaki 650	2 27.141	80.930	2010
Classic 1000cc	Robert McCrum	Norton Weslake 950	2 31.924	78.382	2010
Classic 500cc	Neill McWhirter	Norton	2 31.551	78.575	2010
Classic 350cc	Adrian McFarland	Honda	2 40.433	74.225	2008
Classic 250cc	Barry Davidson	Honda 198	2 50.292	69.927	2010

## MOST WINS at BUSH ROAD RACE

Ryan Farquhar	6	2008-09
William Dunlop	4	2010
Conor Cummins	3	2007
Nigel Moore	3	2007-09
Barry Davidson	3	2008-10

## ALL TIME IRISH ROAD RACE WINNERS (after North West 200 2011)

### Most Wins at All Irish Road Race Meetings

1. Ryan Farquhar	162	1995-11
2. Joey Dunlop	156	1971-00
3. Robert Dunlop	135	1980-08
4. Ray McCullough	109	1960-82
Phillip McCallen	109	1987-99

### Most Wins at Irish National Road Race Meetings

1. Ryan Farquhar	152	1995-11
2. Joey Dunlop	119	1971-00
3. Robert Dunlop	111	1980-08
4. Ray McCullough	99	1960-82
5. Phillip McCallen	84	1987-99

H2 ENGINEERING BUSH ROAD RACE

SUPERSPORT

Bush 3.308 Miles


R3: Dungannon & S Tyrone Council Supersport

25/06/2011 11:30

Race (8 Laps)

# Race 3 - SUPERSPORT

		11 B	10 A		12
114 C	44 B	147 A		11	C
52 C	28 B	35 A		10	
<hr/>					
		24 B	49 A		9
73 C	99 B	97 A		8	B
26 C	30 B	25 A		7	
27 C				6	
<hr/>					
			65 A		5
		128 B	93 A		4
64 C	16 B	82 A		3	A
150 C	3 B	77 A		2	
13 C				1	
			POLE POSITION A		





# H2 Engineering Bush Road Races

## SUPERSPORT

### Race 5 - Dungannon & S Tyrone Council Supersport

Saturday, 25 June 2011



Pos	Class	No	Name	Machine / Sponsor	Gp	Laps	Total Time	Behind	Speed	-----Best Lap-----		
										Time	Speed	On
<b>Race Classification</b>												
1	SSPR	77	Ryan FARQUHAR	Kawasaki - KMR Kawasaki	a	4	9:02.124		87.862	2:13.647	89.101	4
2	SSPR	3	Michael DUNLOP	Yamaha - Street Sweep	a	4	9:08.666	6.542	86.815	2:15.413	87.939	2
3	SSPR	16	John BURROWS	Yamaha - Cookstown BE Racing	a	4	9:31.531	29.407	83.342	2:21.284	84.285	2
4	SSPR	128	Wayne HAMILTON	Yamaha - Track Day Tools	a	4	9:38.618	36.494	82.321	2:21.870	83.937	4
5	SSPR	13	Adrian ARCHIBALD	Yamaha - AMA Racing	a	4	9:39.456	37.332	82.202	2:22.241	83.718	4
6	SSPR	64	Stephen McKNIGHT	Yamaha	a	4	9:39.619	37.495	82.179	2:22.269	83.701	4
7	SSPR	93	Paul CRANSTON	Honda - P & J Fuel Haulage	a	4	9:41.353	39.229	81.934	2:22.882	83.342	4
8	SSPR	65	Michael SWEENEY	Yamaha - Agri-Pure	a	4	9:44.202	42.078	81.534	2:24.093	82.642	3
9	SSPR	28	Paul GARTLAND	Honda - Auto Tech	c	4	9:59.377	57.253	79.470	2:27.644	80.654	4
10	SSPR	27	James McCANN	Yamaha - Inver Tool Hire	b	4	10:03.700	1:01.576	78.901	2:28.199	80.352	2
11	SSPR	30	Wayne KENNEDY	Suzuki - GB Racing	b	4	10:04.288	1:02.164	78.824	2:29.095	79.869	4
12	SSPR	25	Ivan SHANLEY	Yamaha - Ty-Rock	b	4	10:04.868	1:02.744	78.748	2:28.937	79.954	4
13	SSPR	24	Craig SHIRLAW	Kawasaki - Shirlaws Motorcycles	b	4	10:05.026	1:02.902	78.728	2:28.727	80.067	4
14	SSPR	147	Mickey FITZPATRICK	Honda - Bike Depot/Blucas Properties	c	4	10:05.531	1:03.407	78.662	2:28.203	80.350	4
15	SSPR	114	Alan KENNY	Honda 600	c	4	10:06.198	1:04.074	78.576	2:28.620	80.124	4
16	SSPR	52	Andrew BROWN	Triumph 675 - Freeway Lift Services	c	4	10:06.814	1:04.690	78.496	2:28.568	80.152	4
17	SSPR	73	Derek COSTELLO	Yamaha	b	4	10:12.170	1:10.046	77.809	2:31.094	78.812	3
18	SSPR	26	Dennis BOOTH	Yamaha	b	4	10:17.877	1:15.753	77.090	2:32.166	78.257	3
19	SSPR	11	Callum LAIDLAW	Yamaha	c	4	10:24.725	1:22.601	76.245	2:33.719	77.467	4
20	SSPR	44	Glenn WALKER	Kawasaki - Henderson Racing	c	4	10:25.339	1:23.215	76.170	2:33.997	77.327	4

### Fastest Lap / New Lap Record 89.101 mph (Previously 88.235 mph)


SSPR	77	Ryan FARQUHAR	Kawasaki - KMR Kawasaki	a						2:13.647	89.101	4
------	----	---------------	-------------------------	---	--	--	--	--	--	----------	--------	---

### Not Classified

DNF	SSPR	150	William DAVISON	Honda - Hill Contracts	a	2	4:50.123	2 Laps	82.090	2:20.872	84.531	2
-----	------	-----	-----------------	------------------------	---	---	----------	--------	--------	----------	--------	---

Provisional result to be confirmed by the Stewards of the Meeting subject to completion of technical inspections & the time limit for protests

Page 1 / 1

Circuit	Bush	Signed		Organising Club	Dungannon & District MCC
Length(miles)	3.3078		Chief Timekeeper	Race Started	15:35
Weather	Cloudy, 24°C, 58%RH	Issued At:	15:46	Gp Time Diff - b 14.1 / c 29.18	
Track	Dry				



MCUI Ulster  
Centre Timing  
powered by  
e-Laps timing software  
www.elaps-timing.com





# H2 Engineering Bush Road Races

## SUPERSPORT

### Race 5 - Dungannon & S Tyrone Council Supersport

Saturday, 25 June 2011

## DETAILED RESULT



### Race Classification

#### 1 77 Ryan FARQUHAR

Total Time 9:02.124 Avg Speed 87.862 Behind  
Best Time 2:13.647 Best Speed 89.101 On 4 Gp a

Lap	Elapsed Time	Lap Time	Lap Speed
1	2:19.260	2:19.260	85.510
2	4:34.280	2:15.020	88.195
3	6:48.477	2:14.197	88.736
4	9:02.124	2:13.647	89.101

#### 2 3 Michael DUNLOP

Total Time 9:08.666 Avg Speed 86.815 Behind 6.542  
Best Time 2:15.413 Best Speed 87.939 On 2 Gp a

Lap	Elapsed Time	Lap Time	Lap Speed
1	2:20.281	2:20.281	84.887
2	4:35.694	2:15.413	87.939
3	6:51.552	2:15.858	87.651
4	9:08.666	2:17.114	86.848

#### 3 16 John BURROWS

Total Time 9:31.531 Avg Speed 83.342 Behind 29.407  
Best Time 2:21.284 Best Speed 84.285 On 2 Gp a

Lap	Elapsed Time	Lap Time	Lap Speed
1	2:23.948	2:23.948	82.725
2	4:45.232	2:21.284	84.285
3	7:07.844	2:22.612	83.500
4	9:31.531	2:23.687	82.875

#### 4 128 Wayne HAMILTON

Total Time 9:38.618 Avg Speed 82.321 Behind 36.494  
Best Time 2:21.870 Best Speed 83.937 On 4 Gp a

Lap	Elapsed Time	Lap Time	Lap Speed
1	2:29.108	2:29.108	79.862
2	4:52.652	2:23.544	82.958
3	7:16.748	2:24.096	82.640
4	9:38.618	2:21.870	83.937

#### 5 13 Adrian ARCHIBALD

Total Time 9:39.456 Avg Speed 82.202 Behind 37.332  
Best Time 2:22.241 Best Speed 83.718 On 4 Gp a

Lap	Elapsed Time	Lap Time	Lap Speed
1	2:30.235	2:30.235	79.263
2	4:53.796	2:23.561	82.948
3	7:17.215	2:23.419	83.030
4	9:39.456	2:22.241	83.718

### Race Classification

#### 6 64 Stephen McKNIGHT

Total Time 9:39.619 Avg Speed 82.179 Behind 37.495  
Best Time 2:22.269 Best Speed 83.701 On 4 Gp a

Lap	Elapsed Time	Lap Time	Lap Speed
1	2:30.903	2:30.903	78.912
2	4:54.137	2:23.234	83.137
3	7:17.350	2:23.213	83.149
4	9:39.619	2:22.269	83.701

#### 7 93 Paul CRANSTON

Total Time 9:41.353 Avg Speed 81.934 Behind 39.229  
Best Time 2:22.882 Best Speed 83.342 On 4 Gp a

Lap	Elapsed Time	Lap Time	Lap Speed
1	2:30.691	2:30.691	79.023
2	4:54.603	2:23.912	82.746
3	7:18.471	2:23.868	82.771
4	9:41.353	2:22.882	83.342

#### 8 65 Michael SWEENEY

Total Time 9:44.202 Avg Speed 81.534 Behind 42.078  
Best Time 2:24.093 Best Speed 82.642 On 3 Gp a

Lap	Elapsed Time	Lap Time	Lap Speed
1	2:31.682	2:31.682	78.507
2	4:55.888	2:24.206	82.577
3	7:19.981	2:24.093	82.642
4	9:44.202	2:24.221	82.568

#### 9 28 Paul GARTLAND

Total Time 9:59.377 Avg Speed 79.470 Behind 57.253  
Best Time 2:27.644 Best Speed 80.654 On 4 Gp c

Lap	Elapsed Time	Lap Time	Lap Speed
1	2:34.742	2:34.742	76.954
2	5:03.527	2:28.785	80.035
3	7:31.733	2:28.206	80.348
4	9:59.377	2:27.644	80.654

#### 10 27 James McCANN

Total Time 10:03.700 Avg Speed 78.901 Behind 1:01.576  
Best Time 2:28.199 Best Speed 80.352 On 2 Gp b

Lap	Elapsed Time	Lap Time	Lap Speed
1	2:36.490	2:36.490	76.095
2	5:04.689	2:28.199	80.352
3	7:35.460	2:30.771	78.981
4	10:03.700	2:28.240	80.330

# H2 Engineering Bush Road Races

## SUPERSPORT

### Race 5 - Dungannon & S Tyrone Council Supersport

Saturday, 25 June 2011

## DETAILED RESULT



### Race Classification

#### 11 30 Wayne KENNEDY

Total Time 10:04.288 Avg Speed 78.824 Behind 1:02.164  
Best Time 2:29.095 Best Speed 79.869 On 4 Gp b

Lap	Elapsed Time	Lap Time	Lap Speed
1	2:34.245	2:34.245	77.202
2	5:04.267	2:30.022	79.376
3	7:35.193	2:30.926	78.900
4	10:04.288	2:29.095	79.869

#### 12 25 Ivan SHANLEY

Total Time 10:04.868 Avg Speed 78.748 Behind 1:02.744  
Best Time 2:28.937 Best Speed 79.954 On 4 Gp b

Lap	Elapsed Time	Lap Time	Lap Speed
1	2:35.776	2:35.776	76.444
2	5:06.827	2:31.051	78.835
3	7:35.931	2:29.104	79.864
4	10:04.868	2:28.937	79.954

#### 13 24 Craig SHIRLAW

Total Time 10:05.026 Avg Speed 78.728 Behind 1:02.902  
Best Time 2:28.727 Best Speed 80.067 On 4 Gp b

Lap	Elapsed Time	Lap Time	Lap Speed
1	2:37.013	2:37.013	75.841
2	5:07.125	2:30.112	79.328
3	7:36.299	2:29.174	79.827
4	10:05.026	2:28.727	80.067

#### 14 147 Mickey FITZPATRICK

Total Time 10:05.531 Avg Speed 78.662 Behind 1:03.407  
Best Time 2:28.203 Best Speed 80.350 On 4 Gp c

Lap	Elapsed Time	Lap Time	Lap Speed
1	2:37.331	2:37.331	75.688
2	5:07.643	2:30.312	79.222
3	7:37.328	2:29.685	79.554
4	10:05.531	2:28.203	80.350

#### 15 114 Alan KENNY

Total Time 10:06.198 Avg Speed 78.576 Behind 1:04.074  
Best Time 2:28.620 Best Speed 80.124 On 4 Gp c

Lap	Elapsed Time	Lap Time	Lap Speed
1	2:37.526	2:37.526	75.594
2	5:07.796	2:30.270	79.245
3	7:37.578	2:29.782	79.503
4	10:06.198	2:28.620	80.124

### Race Classification

#### 16 52 Andrew BROWN

Total Time 10:06.814 Avg Speed 78.496 Behind 1:04.690  
Best Time 2:28.568 Best Speed 80.152 On 4 Gp c

Lap	Elapsed Time	Lap Time	Lap Speed
1	2:38.354	2:38.354	75.199
2	5:08.454	2:30.100	79.334
3	7:38.246	2:29.792	79.497
4	10:06.814	2:28.568	80.152

#### 17 73 Derek COSTELLO

Total Time 10:12.170 Avg Speed 77.809 Behind 1:10.046  
Best Time 2:31.094 Best Speed 78.812 On 3 Gp b

Lap	Elapsed Time	Lap Time	Lap Speed
1	2:37.695	2:37.695	75.513
2	5:09.109	2:31.414	78.646
3	7:40.203	2:31.094	78.812
4	10:12.170	2:31.967	78.360

#### 18 26 Dennis BOOTH

Total Time 10:17.877 Avg Speed 77.090 Behind 1:15.753  
Best Time 2:32.166 Best Speed 78.257 On 3 Gp b

Lap	Elapsed Time	Lap Time	Lap Speed
1	2:40.272	2:40.272	74.299
2	5:13.253	2:32.981	77.840
3	7:45.419	2:32.166	78.257
4	10:17.877	2:32.458	78.107

#### 19 11 Callum LAIDLAW

Total Time 10:24.725 Avg Speed 76.245 Behind 1:22.601  
Best Time 2:33.719 Best Speed 77.467 On 4 Gp c

Lap	Elapsed Time	Lap Time	Lap Speed
1	2:40.273	2:40.273	74.299
2	5:15.858	2:35.585	76.537
3	7:51.006	2:35.148	76.753
4	10:24.725	2:33.719	77.467

#### 20 44 Glenn WALKER

Total Time 10:25.339 Avg Speed 76.170 Behind 1:23.215  
Best Time 2:33.997 Best Speed 77.327 On 4 Gp c

Lap	Elapsed Time	Lap Time	Lap Speed
1	2:41.221	2:41.221	73.862
2	5:16.309	2:35.088	76.783
3	7:51.342	2:35.033	76.810
4	10:25.339	2:33.997	77.327

### Not Classified

# H2 Engineering Bush Road Races

## SUPERSPORT

Race 5 - Dungannon & S Tyrone Council Supersport

Saturday, 25 June 2011

## DETAILED RESULT



### Not Classified

**DNF** 150 William DAVISON

Total Time 4:50.123 Avg Speed 82.090 Behind 2 Laps

Best Time 2:20.872 Best Speed 84.531 On 2 Gp a

Lap	Elapsed Time	Lap Time	Lap Speed
1	2:29.251	2:29.251	79.786
2	4:50.123	2:20.872	84.531

**IRISH ROAD RACE SUPERSPORT (subject to confirmation)**

2011

Pos	No.	Name	Total	Diff	Gap	#1	#2	#3
						R9	R3	R1
1	77	Ryan FARQUHAR	70	0	0	25	20	25
2	3	Michael DUNLOP	58	12	12	13	25	20
3	13	Adrian ARCHIBALD	33	37	25	6	16	11
4	16	John BURROWS	30	40	3	3	11	16
5	82	Derek SHEILS	21	49	9	8	13	x
6	86	Cameron DONALD	20	50	1	20	x	x
7	128	Wayne HAMILTON	20	50	0	7	x	13
8	7	Guy MARTIN	16	54	4	16	x	x
9	64	Stephen McKNIGHT	16	54	0	x	6	10
10	93	Paul CRANSTON	16	54	0	x	7	9
11	150	William DAVISON	13	57	3	4	9	x
12	65	Michael SWEENEY	13	57	0	5	x	8
13	71	Davy MORGAN	12	58	1	2	10	x
14	36	Michael PEARSON	11	59	1	11	x	x
15	6	William DUNLOP	10	60	1	10	x	x
16	38	Gary ROBINSON	9	61	1	9	x	x
17	63	David MULLIGAN	8	62	1	x	8	x
18	30	Wayne KENNEDY	8	62	0	x	3	5
19	25	Ivan SHANLEY	8	62	0	x	4	4
20	28	Paul GARTLAND	7	63	1	x	x	7
21	27	James McCANN	7	63	0	x	1	6
22	135	Rob BARBER	5	65	2	x	5	x
23	24	Craig SHIRLAW	3	67	2	x	x	3
24	147	Mickey FITZPATRICK	2	68	1	x	x	2
25	96	Andy FARRELL	2	68	0	x	2	x
26	114	Alan KENNY	1	69	1	x	x	1
27	97	Seamus ELLIOTT	1	69	0	1	x	x

**Event Legend**

#1	29/04/2011	ROYAL HOTEL & BRAESIDE COOKSTOWN 100	#3	24/06/2011	H2 ENGINEERING BUSH ROAD RACE
#2	06/05/2011	AROUND A POUND TANDRAGEE 100			

**ULSTER ROAD RACE SUPERSPORT (subject to confirmation)**

2011

Pos	No.	Name	Total	Diff	Gap	#1 #2 #3		
						R9	R1	R1
1	77	Ryan FARQUHAR	70	0	0	25	20	25
2	3	Michael DUNLOP	58	12	12	13	25	20
3	13	Adrian ARCHIBALD	33	37	25	6	16	11
4	16	John BURROWS	30	40	3	3	11	16
5	82	Derek SHEILS	21	49	9	8	13	x
6	86	Cameron DONALD	20	50	1	20	x	x
7	128	Wayne HAMILTON	20	50	0	7	x	13
8	7	Guy MARTIN	16	54	4	16	x	x
9	64	Stephen McKNIGHT	16	54	0	x	6	10
10	93	Paul CRANSTON	16	54	0	x	7	9
11	150	William DAVISON	13	57	3	4	9	x
12	65	Michael SWEENEY	13	57	0	5	x	8
13	71	Davy MORGAN	12	58	1	2	10	x
14	36	Michael PEARSON	11	59	1	11	x	x
15	6	William DUNLOP	10	60	1	10	x	x
16	38	Gary ROBINSON	9	61	1	9	x	x
17	63	David MULLIGAN	8	62	1	x	8	x
18	30	Wayne KENNEDY	8	62	0	x	3	5
19	25	Ivan SHANLEY	8	62	0	x	4	4
20	28	Paul GARTLAND	7	63	1	x	x	7
21	27	James McCANN	7	63	0	x	1	6
22	135	Rob BARBER	5	65	2	x	5	x
23	24	Craig SHIRLAW	3	67	2	x	x	3
24	147	Mickey FITZPATRICK	2	68	1	x	x	2
25	96	Andy FARRELL	2	68	0	x	2	x
26	114	Alan KENNY	1	69	1	x	x	1
27	97	Seamus ELLIOTT	1	69	0	1	x	x

**Event Legend**

#1	29/04/2011	ROYAL HOTEL & BRAESIDE COOKSTOWN 100	#3	24/06/2011	H2 ENGINEERING BUSH ROAD RACE
#2	06/05/2011	AROUND A POUND TANDRAGEE 100			



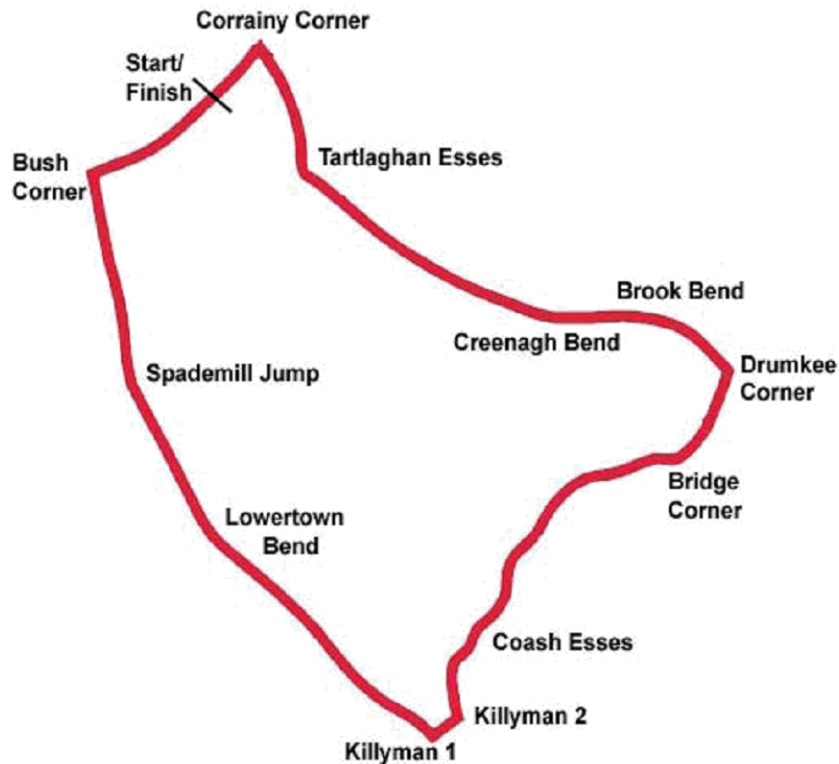
**Friday 24<sup>th</sup> & Saturday 25<sup>th</sup> June 2011**

**promoted by Dungannon & District MCC**  
[www.bushroadraces.com](http://www.bushroadraces.com)

**CLIVE RICHARDSON / HORTA SOILS  
SUPERTWINS**



# Bush Circuit 3.3078 miles



## LAP RECORDS

Class	Rider	Machine	m s	mph	Year
125cc	William Dunlop	Honda	2 23.443	83.016	2010
Moto 450	Trevor Ferguson	Yamaha	2 35.937	76.414	2010
250cc	William Dunlop	Honda	2 18.280	86.116	2010
Supersport 400	Joe Phillips	Kawasaki	2 30.508	79.119	2008
Supertwins	John Burrows	Kawasaki 650	2 22.518	83.555	2010
Supersport	William Dunlop	Yamaha	2 14.958	88.235	2010
Superbike	William Dunlop	Yamaha 600	2 11.661	90.445	2010
Senior Support	Craig Shirlaw	Kawasaki 600	2 20.505	84.752	2010
Junior Support	Dean Harrison	Kawasaki 650	2 27.141	80.930	2010
Classic 1000cc	Robert McCrum	Norton Weslake 950	2 31.924	78.382	2010
Classic 500cc	Neill McWhirter	Norton	2 31.551	78.575	2010
Classic 350cc	Adrian McFarland	Honda	2 40.433	74.225	2008
Classic 250cc	Barry Davidson	Honda 198	2 50.292	69.927	2010

## MOST WINS at BUSH ROAD RACE

Ryan Farquhar	6	2008-09
William Dunlop	4	2010
Conor Cummins	3	2007
Nigel Moore	3	2007-09
Barry Davidson	3	2008-10

## ALL TIME IRISH ROAD RACE WINNERS (after North West 200 2011)

### Most Wins at All Irish Road Race Meetings

1. Ryan Farquhar	162	1995-11
2. Joey Dunlop	156	1971-00
3. Robert Dunlop	135	1980-08
4. Ray McCullough	109	1960-82
Phillip McCallen	109	1987-99

### Most Wins at Irish National Road Race Meetings

1. Ryan Farquhar	152	1995-11
2. Joey Dunlop	119	1971-00
3. Robert Dunlop	111	1980-08
4. Ray McCullough	99	1960-82
5. Phillip McCallen	84	1987-99

**H2 ENGINEERING BUSH ROAD RACE**

SUPERTWINS

Bush 3.308 Miles

R1: CRL/Horta Soils Supertwins

**Race 1 - SUPERTWINS** 011 10:30

Race (8 Laps)

	72 B	20 A	14
93 C	88 B	202 A	13
148 C	211 B	84 A	12
151 C	47 B	81 A	11
C			10
C	35 B	51 A	9
6 C	62 B	43 A	8
31 C	33 B	69 A	7
5 C	10 B	103 A	6
C	B		5
C	B	65 A	4
73 C	50 B	113 A	3
27 C	28 B	150 A	2
16 C	13 B	77 A	1
		POLE POSITION A	





# H2 Engineering Bush Road Races

## SUPERTWINS

### Race 4 - CRL / Horta Soils Supertwins

Saturday, 25 June 2011



Pos	Class	No	Name	Machine / Sponsor	Gp	Laps	Total Time	Behind	Speed	-----Best Lap-----		
										Time	Speed	On
<b>Race Classification</b>												
1	STwins	77	Ryan FARQUHAR	Kawasaki 650 - KMR Kawasaki	a	4	9:28.597		83.772	2:20.647	84.666	2
2	STwins	16	John BURROWS	Kawasaki 650 - KBM Racing	a	4	9:47.247	18.650	81.111	2:25.508	81.838	2
3	STwins	150	William DAVISON	Kawasaki 650 - Maine Road Racing Club	a	4	9:51.317	22.720	80.553	2:24.793	82.242	4
4	STwins	13	Adrian ARCHIBALD	Kawasaki 650 - KMR / BA Components	a	4	9:52.665	24.068	80.370	2:25.538	81.821	2
5	STwins	113	Ronan PENTONY	Suzuki 650	a	4	10:08.478	39.881	78.281	2:30.152	79.307	2
6	STwins	27	James McCANN	Kawasaki 650 - P.K. Racing	a	4	10:17.982	49.385	77.077	2:32.548	78.061	4
7	STwins	73	Derek COSTELLO	Kawasaki 650	a	4	10:18.287	49.690	77.039	2:32.337	78.169	4
8	STwins	62	Johnny QUINN	Suzuki 650	b	4	10:19.817	51.220	76.849	2:30.971	78.877	4
9	STwins	103	Reuben McPHEE	Suzuki 650 - North West Gas	b	4	10:24.114	55.517	76.320	2:34.446	77.102	3
10	STwins	69	Ronnie SCOTT	Suzuki 650	b	4	10:24.971	56.374	76.215	2:33.524	77.565	2
11	STwins	5	Paul LENNON	Kawasaki 650	b	4	10:30.656	1:02.059	75.528	2:36.318	76.179	4
12	STwins	35	Colin McWHIRTER	Suzuki 650 - Hot Stuff	b	4	10:31.146	1:02.549	75.470	2:36.198	76.237	3
13	STwins	151	Mark MORGAN	Kawasaki 650 - Sam McKeown	c	4	10:38.370	1:09.773	74.616	2:33.661	77.496	4
14	STwins	81	Julian KIRK	Kawasaki 650	c	4	10:48.481	1:19.884	73.452	2:39.428	74.693	4
15	STwins	51	Liam CROTTY	Suzuki 650	b	4	10:49.768	1:21.171	73.307	2:39.029	74.880	4
16	STwins	20	Martin LYONS	Suzuki 650 - Lyons Racing	c	4	10:50.320	1:21.723	73.244	2:40.288	74.292	4
17	STwins	31	Paul MAGUIRE	Suzuki 650	b	4	10:50.469	1:21.872	73.228	2:38.940	74.922	4
18	STwins	211	Tim STEPHENSON	Suzuki 650	c	4	10:51.480	1:22.883	73.114	2:40.166	74.348	3
19	STwins	84	Maria COSTELLO	Kawasaki 650	c	4	10:59.152	1:30.555	72.263	2:42.533	73.266	2
20	STwins	47	David BLACK	Suzuki 650	c	4	11:13.149	1:44.552	70.760	2:43.595	72.790	3
21	STwins	148	Yvonne MONTGOMERY	Suzuki 650	c	4	11:29.336	2:00.739	69.099	2:49.826	70.119	2

### Fastest Lap / New Lap Record 84.666 mph (Previously 83.555 mph)


STwins	77	Ryan FARQUHAR	Kawasaki 650 - KMR Kawasaki	a						2:20.647	84.666	2
--------	----	---------------	-----------------------------	---	--	--	--	--	--	----------	--------	---

### Not Classified

DNF	STwins	88	Brendan FLYNN	Suzuki 650	c	2	5:34.323	2 Laps	71.237	2:42.113	73.455	2
-----	--------	----	---------------	------------	---	---	----------	--------	--------	----------	--------	---

Provisional result to be confirmed by the Stewards of the Meeting subject to completion of technical inspections & the time limit for protests

Page 1 / 1

Circuit	Bush	Signed		Organising Club	Dungannon & District MCC
Length(miles)	3.3078		Chief Timekeeper	Race Started	15:09
Weather	Cloudy, 24°C, 61%RH	Issued At:	15:21	Gp Time Diff - b 15.36 / c 30.74	
Track	Dry				



MCUI Ulster  
Centre Timing  
powered by  
e-Laps timing software  
www.elaps-timing.com



# H2 Engineering Bush Road Races

## SUPERTWINS

### Race 4 - CRL / Horta Soils Supertwins

Saturday, 25 June 2011

## DETAILED RESULT



### Race Classification

#### 1 77 Ryan FARQUHAR

Total Time 9:28.597 Avg Speed 83.772 Behind  
Best Time 2:20.647 Best Speed 84.666 On 2 Gp a

Lap	Elapsed Time	Lap Time	Lap Speed
1	2:25.496	2:25.496	81.845
2	4:46.143	2:20.647	84.666
3	7:06.818	2:20.675	84.650
4	9:28.597	2:21.779	83.990

#### 2 16 John BURROWS

Total Time 9:47.247 Avg Speed 81.111 Behind 18.650  
Best Time 2:25.508 Best Speed 81.838 On 2 Gp a

Lap	Elapsed Time	Lap Time	Lap Speed
1	2:28.066	2:28.066	80.424
2	4:53.574	2:25.508	81.838
3	7:19.575	2:26.001	81.562
4	9:47.247	2:27.672	80.639

#### 3 150 William DAVISON

Total Time 9:51.317 Avg Speed 80.553 Behind 22.720  
Best Time 2:24.793 Best Speed 82.242 On 4 Gp a

Lap	Elapsed Time	Lap Time	Lap Speed
1	2:32.342	2:32.342	78.167
2	4:58.903	2:26.561	81.250
3	7:26.524	2:27.621	80.667
4	9:51.317	2:24.793	82.242

#### 4 13 Adrian ARCHIBALD

Total Time 9:52.665 Avg Speed 80.370 Behind 24.068  
Best Time 2:25.538 Best Speed 81.821 On 2 Gp a

Lap	Elapsed Time	Lap Time	Lap Speed
1	2:33.812	2:33.812	77.420
2	4:59.350	2:25.538	81.821
3	7:26.877	2:27.527	80.718
4	9:52.665	2:25.788	81.681

#### 5 113 Ronan PENTONY

Total Time 10:08.478 Avg Speed 78.281 Behind 39.881  
Best Time 2:30.152 Best Speed 79.307 On 2 Gp a

Lap	Elapsed Time	Lap Time	Lap Speed
1	2:36.045	2:36.045	76.312
2	5:06.197	2:30.152	79.307
3	7:37.778	2:31.581	78.559
4	10:08.478	2:30.700	79.018

### Race Classification

#### 6 27 James McCANN

Total Time 10:17.982 Avg Speed 77.077 Behind 49.385  
Best Time 2:32.548 Best Speed 78.061 On 4 Gp a

Lap	Elapsed Time	Lap Time	Lap Speed
1	2:38.847	2:38.847	74.966
2	5:12.193	2:33.346	77.655
3	7:45.434	2:33.241	77.708
4	10:17.982	2:32.548	78.061

#### 7 73 Derek COSTELLO

Total Time 10:18.287 Avg Speed 77.039 Behind 49.690  
Best Time 2:32.337 Best Speed 78.169 On 4 Gp a

Lap	Elapsed Time	Lap Time	Lap Speed
1	2:40.297	2:40.297	74.288
2	5:13.475	2:33.178	77.740
3	7:45.950	2:32.475	78.099
4	10:18.287	2:32.337	78.169

#### 8 62 Johnny QUINN

Total Time 10:19.817 Avg Speed 76.849 Behind 51.220  
Best Time 2:30.971 Best Speed 78.877 On 4 Gp b

Lap	Elapsed Time	Lap Time	Lap Speed
1	2:41.160	2:41.160	73.890
2	5:17.833	2:36.673	76.006
3	7:48.846	2:31.013	78.855
4	10:19.817	2:30.971	78.877

#### 9 103 Reuben McPHEE

Total Time 10:24.114 Avg Speed 76.320 Behind 55.517  
Best Time 2:34.446 Best Speed 77.102 On 3 Gp b

Lap	Elapsed Time	Lap Time	Lap Speed
1	2:39.383	2:39.383	74.714
2	5:15.024	2:35.641	76.510
3	7:49.470	2:34.446	77.102
4	10:24.114	2:34.644	77.003

#### 10 69 Ronnie SCOTT

Total Time 10:24.971 Avg Speed 76.215 Behind 56.374  
Best Time 2:33.524 Best Speed 77.565 On 2 Gp b

Lap	Elapsed Time	Lap Time	Lap Speed
1	2:40.839	2:40.839	74.037
2	5:14.363	2:33.524	77.565
3	7:48.582	2:34.219	77.215
4	10:24.971	2:36.389	76.144

# H2 Engineering Bush Road Races

## SUPERTWINS

### Race 4 - CRL / Horta Soils Supertwins

Saturday, 25 June 2011

## DETAILED RESULT



### Race Classification

#### 11 5 Paul LENNON

Total Time 10:30.656 Avg Speed 75.528 Behind 1:02.059  
Best Time 2:36.318 Best Speed 76.179 On 4 Gp b

Lap	Elapsed Time	Lap Time	Lap Speed
1	2:40.816	2:40.816	74.048
2	5:17.604	2:36.788	75.950
3	7:54.338	2:36.734	75.976
4	10:30.656	2:36.318	76.179

#### 12 35 Colin McWHIRTER

Total Time 10:31.146 Avg Speed 75.470 Behind 1:02.549  
Best Time 2:36.198 Best Speed 76.237 On 3 Gp b

Lap	Elapsed Time	Lap Time	Lap Speed
1	2:42.101	2:42.101	73.461
2	5:18.371	2:36.270	76.202
3	7:54.569	2:36.198	76.237
4	10:31.146	2:36.577	76.053

#### 13 151 Mark MORGAN

Total Time 10:38.370 Avg Speed 74.616 Behind 1:09.773  
Best Time 2:33.661 Best Speed 77.496 On 4 Gp c

Lap	Elapsed Time	Lap Time	Lap Speed
1	2:47.155	2:47.155	71.240
2	5:28.844	2:41.689	73.648
3	8:04.709	2:35.865	76.400
4	10:38.370	2:33.661	77.496

#### 14 81 Julian KIRK

Total Time 10:48.481 Avg Speed 73.452 Behind 1:19.884  
Best Time 2:39.428 Best Speed 74.693 On 4 Gp c

Lap	Elapsed Time	Lap Time	Lap Speed
1	2:46.278	2:46.278	71.615
2	5:28.364	2:42.086	73.468
3	8:09.053	2:40.689	74.106
4	10:48.481	2:39.428	74.693

#### 15 51 Liam CROTTY

Total Time 10:49.768 Avg Speed 73.307 Behind 1:21.171  
Best Time 2:39.029 Best Speed 74.880 On 4 Gp b

Lap	Elapsed Time	Lap Time	Lap Speed
1	2:49.042	2:49.042	70.445
2	5:31.312	2:42.270	73.384
3	8:10.739	2:39.427	74.693
4	10:49.768	2:39.029	74.880

### Race Classification

#### 16 20 Martin LYONS

Total Time 10:50.320 Avg Speed 73.244 Behind 1:21.723  
Best Time 2:40.288 Best Speed 74.292 On 4 Gp c

Lap	Elapsed Time	Lap Time	Lap Speed
1	2:47.649	2:47.649	71.030
2	5:29.500	2:41.851	73.574
3	8:10.032	2:40.532	74.179
4	10:50.320	2:40.288	74.292

#### 17 31 Paul MAGUIRE

Total Time 10:50.469 Avg Speed 73.228 Behind 1:21.872  
Best Time 2:38.940 Best Speed 74.922 On 4 Gp b

Lap	Elapsed Time	Lap Time	Lap Speed
1	2:47.506	2:47.506	71.090
2	5:29.118	2:41.612	73.683
3	8:11.529	2:42.411	73.321
4	10:50.469	2:38.940	74.922

#### 18 211 Tim STEPHENSON

Total Time 10:51.480 Avg Speed 73.114 Behind 1:22.883  
Best Time 2:40.166 Best Speed 74.348 On 3 Gp c

Lap	Elapsed Time	Lap Time	Lap Speed
1	2:49.653	2:49.653	70.191
2	5:31.135	2:41.482	73.742
3	8:11.301	2:40.166	74.348
4	10:51.480	2:40.179	74.342

#### 19 84 Maria COSTELLO

Total Time 10:59.152 Avg Speed 72.263 Behind 1:30.555  
Best Time 2:42.533 Best Speed 73.266 On 2 Gp c

Lap	Elapsed Time	Lap Time	Lap Speed
1	2:50.301	2:50.301	69.924
2	5:32.834	2:42.533	73.266
3	8:15.560	2:42.726	73.179
4	10:59.152	2:43.592	72.791

#### 20 47 David BLACK

Total Time 11:13.149 Avg Speed 70.760 Behind 1:44.552  
Best Time 2:43.595 Best Speed 72.790 On 3 Gp c

Lap	Elapsed Time	Lap Time	Lap Speed
1	2:57.588	2:57.588	67.055
2	5:45.205	2:47.617	71.043
3	8:28.800	2:43.595	72.790
4	11:13.149	2:44.349	72.456

# H2 Engineering Bush Road Races

## SUPERTWINS

Race 4 - CRL / Horta Soils Supertwins

Saturday, 25 June 2011

## DETAILED RESULT



### Race Classification

**21** 148 Yvonne MONTGOMERY

Total Time 11:29.336 Avg Speed 69.099 Behind 2:00.739

Best Time 2:49.826 Best Speed 70.119 On 2 Gp c

Lap	Elapsed Time	Lap Time	Lap Speed
1	2:56.734	2:56.734	67.379
2	5:46.560	2:49.826	70.119
3	8:36.804	2:50.244	69.947
4	11:29.336	2:52.532	69.020

### Not Classified

**DNF** 88 Brendan FLYNN

Total Time 5:34.323 Avg Speed 71.237 Behind 2 Laps

Best Time 2:42.113 Best Speed 73.455 On 2 Gp c

Lap	Elapsed Time	Lap Time	Lap Speed
1	2:52.210	2:52.210	69.149
2	5:34.323	2:42.113	73.455

**IRISH ROAD RACE SUPERTWINS (subject to confirmation)**

2011

Pos	No.	Name	Total	Diff	Gap	#1	#2	#3
						R1	R1	R1
1	77	Ryan FARQUHAR	75	0	0	25	25	25
2	16	John BURROWS	52	23	23	16	16	20
3	13	Adrian ARCHIBALD	46	29	6	13	20	13
4	150	William DAVISON	38	37	8	11	11	16
5	96	Andy FARRELL	33	42	5	20	13	x
6	113	Ronan PENTONY	25	50	8	7	7	11
7	27	James McCANN	24	51	1	5	9	10
8	28	Wayne HAMILTON	20	55	4	10	10	x
9	135	Trevor FER GUSON	17	58	3	9	8	x
10	73	Derek COSTELLO	15	60	2	x	6	9
11	103	Reuben McPHEE	13	62	2	2	4	7
12	62	Johnny QUINN	8	67	5	x	x	8
13	21	Coyles WRIGHT	8	67	0	8	x	x
14	69	Ronnie SCOTT	8	67	0	x	2	6
15	5	Paul LENNON	8	67	0	3	x	5
16	50	Peter O'FLAHERTY	6	69	2	6	x	x
17	10	Tom LLEWELLYN	5	70	1	x	5	x
18	35	Colin McWHIRTER	4	71	1	x	x	4
19	46	Shaun ANDERSON	4	71	0	4	x	x
20	151	Mark MORGAN	3	72	1	x	x	3
21	125	Nigel HOWARD	3	72	0	x	3	x
22	81	Julian KIRK	2	73	1	x	x	2
23	51	Liam CROTTY	1	74	1	x	x	1
24	33	David HOWARD	1	74	0	1	x	x
25	31	Paul MAGUIRE	1	74	0	x	1	x

**Event Legend**

#1	29/04/2011	ROYAL HOTEL & BRAESIDE COOKSTOWN 100	#3	24/06/2011	H2 ENGINEERING BUSH ROAD RACE
#2	06/05/2011	AROUND A POUND TANDRAGEE 100			

**ULSTER ROAD RACE SUPERTWINS**

2011

Pos	No.	Name	Total	Diff	Gap	#1 #2 #3		
						R1	R1	R1
1	77	Ryan FARQUHAR	75	0	0	25	25	25
2	16	John BURROWS	52	23	23	16	16	20
3	13	Adrian ARCHIBALD	46	29	6	13	20	13
4	150	William DAVISON	38	37	8	11	11	16
5	96	Andy FARRELL	33	42	5	20	13	x
6	113	Ronan PENTONY	25	50	8	7	7	11
7	27	James McCANN	24	51	1	5	9	10
8	28	Wayne HAMILTON	20	55	4	10	10	x
9	135	Trevor FER GUSON	17	58	3	9	8	x
10	73	Derek COSTELLO	15	60	2	x	6	9
11	103	Reuben McPHEE	13	62	2	2	4	7
12	62	Johnny QUINN	8	67	5	x	x	8
13	21	Coyles WRIGHT	8	67	0	8	x	x
14	69	Ronnie SCOTT	8	67	0	x	2	6
15	5	Paul LENNON	8	67	0	3	x	5
16	50	Peter O'FLAHERTY	6	69	2	6	x	x
17	10	Tom LLEWELLYN	5	70	1	x	5	x
18	35	Colin McWHIRTER	4	71	1	x	x	4
19	46	Shaun ANDERSON	4	71	0	4	x	x
20	151	Mark MORGAN	3	72	1	x	x	3
21	125	Nigel HOWARD	3	72	0	x	3	x
22	81	Julian KIRK	2	73	1	x	x	2
23	51	Liam CROTTY	1	74	1	x	x	1
24	33	David HOWARD	1	74	0	1	x	x
25	31	Paul MAGUIRE	1	74	0	x	1	x

**Event Legend**


#1	29/04/2011	ROYAL HOTEL & BRAESIDE COOKSTOWN 100	#3	24/06/2011	H2 ENGINEERING BUSH ROAD RACE
#2	06/05/2011	AROUND A POUND TANDRAGEE 100			



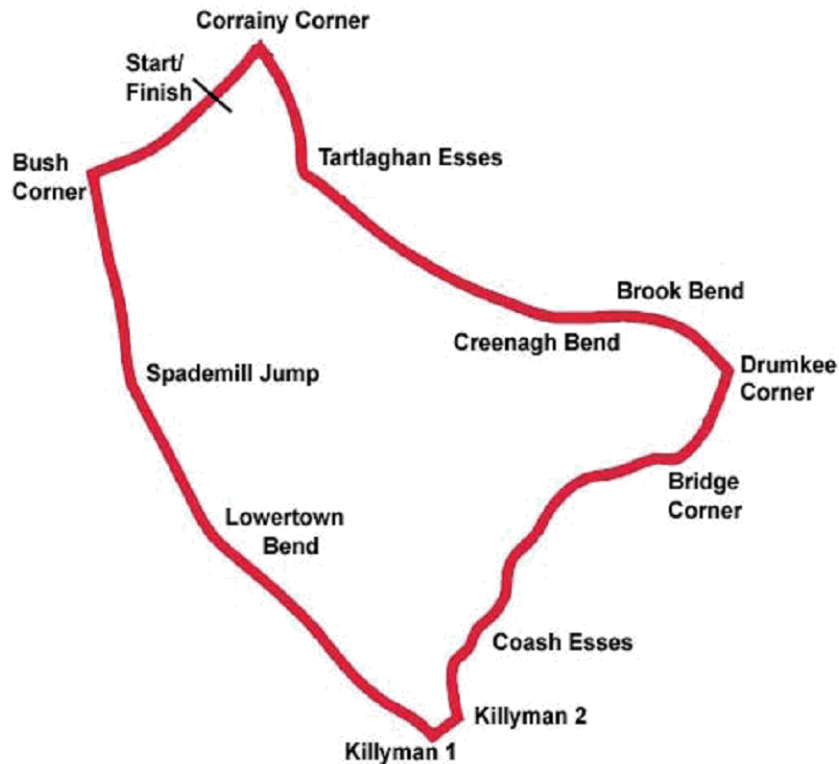
**Friday 24<sup>th</sup> & Saturday 25<sup>th</sup> June 2011**

**promoted by Dungannon & District MCC**  
[www.bushroadraces.com](http://www.bushroadraces.com)

**CR PRINT**  
**JUNIOR SUPPORT**



# Bush Circuit 3.3078 miles



## LAP RECORDS

Class	Rider	Machine	m s	mph	Year
125cc	William Dunlop	Honda	2 23.443	83.016	2010
Moto 450	Trevor Ferguson	Yamaha	2 35.937	76.414	2010
250cc	William Dunlop	Honda	2 18.280	86.116	2010
Supersport 400	Joe Phillips	Kawasaki	2 30.508	79.119	2008
Supertwins	John Burrows	Kawasaki 650	2 22.518	83.555	2010
Supersport	William Dunlop	Yamaha	2 14.958	88.235	2010
Superbike	William Dunlop	Yamaha 600	2 11.661	90.445	2010
Senior Support	Craig Shirlaw	Kawasaki 600	2 20.505	84.752	2010
Junior Support	Dean Harrison	Kawasaki 650	2 27.141	80.930	2010
Classic 1000cc	Robert McCrum	Norton Weslake 950	2 31.924	78.382	2010
Classic 500cc	Neill McWhirter	Norton	2 31.551	78.575	2010
Classic 350cc	Adrian McFarland	Honda	2 40.433	74.225	2008
Classic 250cc	Barry Davidson	Honda 198	2 50.292	69.927	2010

## MOST WINS at BUSH ROAD RACE

Ryan Farquhar	6	2008-09
William Dunlop	4	2010
Conor Cummins	3	2007
Nigel Moore	3	2007-09
Barry Davidson	3	2008-10

## ALL TIME IRISH ROAD RACE WINNERS (after North West 200 2011)

### Most Wins at All Irish Road Race Meetings

1. Ryan Farquhar	162	1995-11
2. Joey Dunlop	156	1971-00
3. Robert Dunlop	135	1980-08
4. Ray McCullough	109	1960-82
Phillip McCallen	109	1987-99

### Most Wins at Irish National Road Race Meetings

1. Ryan Farquhar	152	1995-11
2. Joey Dunlop	119	1971-00
3. Robert Dunlop	111	1980-08
4. Ray McCullough	99	1960-82
5. Phillip McCallen	84	1987-99



H2 ENGINEERING BUSH ROAD RACE

JUNIOR SUPPORT

Bush 3.308 Miles

R4: CR Print Junior Support

25/06/2011 12:00

Race (8 Laps)

# Race 4 - JUNIOR SUPPORT

51
C
88
C
25
C

94
B
79
B
95
B

191
A
72
A
148
A

12  
C  
11  
10

C
C
50
C
81
C
118
C

B
202
B
6
B
96
B
66
B

A
11
A
62
A
42
A
14
A

9  
8  
7  
B  
6  
5


C
10
C
93
C
150
C

B
43
B
35
B
7
B

A
47
A
103
A
113
A

4  
3  
A  
2  
1

POLE POSITION A



# H2 Engineering Bush Road Races

## JUNIOR SUPPORT

### Race 2 - CR Print Junior Support

Saturday, 25 June 2011



Pos	Class	No	Name	Machine / Sponsor	Gp	Laps	Total Time	Behind	Speed	-----Best Lap-----		
										Time	Speed	On
<b>Race Classification</b>												
1	SJUN	7	Ciaran DONNELLY	Honda 250	a	8	20:02.757		79.205	2:28.155	80.376	5
2	SJUN	113	Ronan PENTONY	Suzuki 650	a	8	20:12.091	9.334	78.595	2:29.452	79.678	6
3	SJUN	50	Paul TRUESDALE	Yamaha 400	a	8	20:35.239	32.482	77.122	2:32.057	78.313	6
4	SJUN	43	Neil VICARS	Suzuki 650	a	8	20:36.410	33.653	77.049	2:32.029	78.328	6
5	SJUN	103	Reuben McPHEE	Suzuki 650 - Northwest Gas	a	8	20:43.633	40.876	76.602	2:33.899	77.376	7
6	SJUN	50	Peter O'FLAHERTY	Suzuki 650	a	8	20:59.031	56.274	75.665	2:33.861	77.395	8
7	SJUN	77	Mark SHIELS	Kawasaki 650 - Wogan Performance	a	8	20:59.809	57.052	75.618	2:33.208	77.725	7
8	SJUN	35	Colin McWHIRTER	Suzuki 650 - Hot Stuff	a	8	21:00.736	57.979	75.563	2:33.850	77.401	7
9	SJUN	62	Johnny QUINN	Suzuki 650	b	8	21:05.835	1:03.078	75.258	2:32.527	78.072	8
10	SJUN	95	Robert GORDON	Honda 400	c	8	21:25.958	1:23.201	74.081	2:37.363	75.673	8
11	SJUN	66	Paul GARTLAND	Suzuki 650	b	8	21:37.683	1:34.926	73.411	2:39.290	74.757	7
12	SJUN	81	Julian KIRK	Kawasaki 650	b	8	21:38.058	1:35.301	73.390	2:37.957	75.388	7
13	SJUN	14	Jeff WARD	Honda 400 - Dave Carbutt	b	8	22:03.534	2:00.777	71.977	2:40.675	74.113	8
14	SJUN	11	John CAHILL	Suzuki 650	b	8	22:03.768	2:01.011	71.965	2:40.571	74.161	8
15	SJUN	96	Stephen CARR	Kawasaki 400 - Sam's Kawasaki	b	8	22:11.083	2:08.326	71.569	2:44.140	72.548	8
16	SJUN	51	Liam CROTTY	Suzuki 650	c	8	22:11.301	2:08.544	71.558	2:43.197	72.968	3
17	SJUN	88	Brendan FLYNN	Suzuki 650	c	7	19:32.724	1 Lap	71.079	2:43.465	72.848	6
18	SJUN	25	Mark WADDELL	Honda 250	c	7	19:33.955	1.231	71.005	2:38.290	75.230	7
19	SJUN	79	John McALLISTER	Kawasaki 400 - Mac 2 Racing	c	7	20:09.318	36.594	68.929	2:47.664	71.023	7
20	SJUN	148	Yvonne MONTGOMERY	Suzuki 650	c	7	20:36.901	1:04.177	67.391	2:54.413	68.275	3

### Fastest Lap


SJUN	7	Ciaran DONNELLY	Honda 250	a						2:28.155	80.376	5
------	---	-----------------	-----------	---	--	--	--	--	--	----------	--------	---

### Not Classified

DNF	SJUN	42	Brian LOUGHLIN	Suzuki 650	b	6	16:32.651	2 Laps	71.977	2:43.734	72.728	6
DNF	SJUN	93	Ciaran O'CALLAGHAN	Suzuki 650 - D & E Autos	a	4	10:41.442	4 Laps	74.258	2:37.453	75.629	4
DNF	SJUN	18	Vic ALLAN	Kawasaki 400	a	3	8:22.105	5 Laps	71.149	2:37.274	75.716	3
DNF	SJUN	10	Tom LLEWELLYN	Kawasaki Versys 650 - McKinstry Racing	a	1	2:47.139	7 Laps	71.247	2:47.139	71.247	1

Provisional result to be confirmed by the Stewards of the Meeting subject to completion of technical inspections & the time limit for protests

Page 1 / 1

Circuit	Bush	Signed		Organising Club	Dungannon & District MCC
Length(miles)	3.3078		Chief Timekeeper	Race Started	13:17
Weather	Cloudy, 24°C, 59%RH	Issued At:	13:40	Gp Time Diff - b 22.04 / c 39	
Track	Dry				



MCUI Ulster  
Centre Timing  
powered by  
e-Laps timing software  
www.elaps-timing.com



# H2 Engineering Bush Road Races

## JUNIOR SUPPORT

### Race 2 - CR Print Junior Support

Saturday, 25 June 2011

## DETAILED RESULT



### Race Classification

#### **1** 7 Ciaran DONNELLY

Total Time **20:02.757** Avg Speed **79.205** Behind  
Best Time **2:28.155** Best Speed **80.376** On **5** Gp **a**

Lap	Elapsed Time	Lap Time	Lap Speed
1	2:34.401	2:34.401	77.124
2	5:06.222	2:31.821	78.435
3	7:36.848	2:30.626	79.057
4	10:07.332	2:30.484	79.132
5	12:35.487	2:28.155	80.376
6	15:03.862	2:28.375	80.257
7	17:32.055	2:28.193	80.355
8	20:02.757	2:30.702	79.017

#### **2** 113 Ronan PENTONY

Total Time **20:12.091** Avg Speed **78.595** Behind **9.334**  
Best Time **2:29.452** Best Speed **79.678** On **6** Gp **a**

Lap	Elapsed Time	Lap Time	Lap Speed
1	2:36.755	2:36.755	75.966
2	5:08.698	2:31.943	78.372
3	7:38.598	2:29.900	79.440
4	10:10.941	2:32.343	78.166
5	12:40.873	2:29.932	79.423
6	15:10.325	2:29.452	79.678
7	17:39.828	2:29.503	79.651
8	20:12.091	2:32.263	78.207

#### **3** 50 Paul TRUESDALE

Total Time **20:35.239** Avg Speed **77.122** Behind **32.482**  
Best Time **2:32.057** Best Speed **78.313** On **6** Gp **a**

Lap	Elapsed Time	Lap Time	Lap Speed
1	2:40.747	2:40.747	74.080
2	5:15.802	2:35.055	76.799
3	7:50.222	2:34.420	77.115
4	10:24.824	2:34.602	77.024
5	12:58.400	2:33.576	77.539
6	15:30.457	2:32.057	78.313
7	18:02.655	2:32.198	78.241
8	20:35.239	2:32.584	78.043

### Race Classification

#### **4** 43 Neil VICARS

Total Time **20:36.410** Avg Speed **77.049** Behind **33.653**  
Best Time **2:32.029** Best Speed **78.328** On **6** Gp **a**

Lap	Elapsed Time	Lap Time	Lap Speed
1	2:43.395	2:43.395	72.879
2	5:17.943	2:34.548	77.051
3	7:51.199	2:33.256	77.701
4	10:25.054	2:33.855	77.398
5	12:58.517	2:33.463	77.596
6	15:30.546	2:32.029	78.328
7	18:02.752	2:32.206	78.237
8	20:36.410	2:33.658	77.497

#### **5** 103 Reuben McPHEE

Total Time **20:43.633** Avg Speed **76.602** Behind **40.876**  
Best Time **2:33.899** Best Speed **77.376** On **7** Gp **a**

Lap	Elapsed Time	Lap Time	Lap Speed
1	2:39.120	2:39.120	74.837
2	5:14.955	2:35.835	76.415
3	7:50.683	2:35.728	76.467
4	10:25.817	2:35.134	76.760
5	12:59.786	2:33.969	77.341
6	15:33.800	2:34.014	77.318
7	18:07.699	2:33.899	77.376
8	20:43.633	2:35.934	76.366

#### **6** 50 Peter O'FLAHERTY

Total Time **20:59.031** Avg Speed **75.665** Behind **56.274**  
Best Time **2:33.861** Best Speed **77.395** On **8** Gp **a**

Lap	Elapsed Time	Lap Time	Lap Speed
1	2:43.614	2:43.614	72.782
2	5:23.419	2:39.805	74.516
3	8:02.230	2:38.811	74.983
4	10:40.110	2:37.880	75.425
5	13:16.079	2:35.969	76.349
6	15:50.937	2:34.858	76.897
7	18:25.170	2:34.233	77.208
8	20:59.031	2:33.861	77.395

# H2 Engineering Bush Road Races

## JUNIOR SUPPORT

### Race 2 - CR Print Junior Support

Saturday, 25 June 2011

## DETAILED RESULT



### Race Classification

#### **7** 77 Mark SHIELS

Total Time 20:59.809 Avg Speed 75.618 Behind 57.052  
Best Time 2:33.208 Best Speed 77.725 On 7 Gp a

Lap	Elapsed Time	Lap Time	Lap Speed
1	2:44.580	2:44.580	72.354
2	5:24.360	2:39.780	74.528
3	8:02.504	2:38.144	75.299
4	10:38.300	2:35.796	76.434
5	13:13.542	2:35.242	76.707
6	15:51.484	2:37.942	75.395
7	18:24.692	2:33.208	77.725
8	20:59.809	2:35.117	76.768

#### **8** 35 Colin McWHIRTER

Total Time 21:00.736 Avg Speed 75.563 Behind 57.979  
Best Time 2:33.850 Best Speed 77.401 On 7 Gp a

Lap	Elapsed Time	Lap Time	Lap Speed
1	2:44.141	2:44.141	72.548
2	5:24.029	2:39.888	74.478
3	8:03.237	2:39.208	74.796
4	10:40.567	2:37.330	75.689
5	13:16.690	2:36.123	76.274
6	15:51.837	2:35.147	76.754
7	18:25.687	2:33.850	77.401
8	21:00.736	2:35.049	76.802

#### **9** 62 Johnny QUINN

Total Time 21:05.835 Avg Speed 75.258 Behind 1:03.078  
Best Time 2:32.527 Best Speed 78.072 On 8 Gp b

Lap	Elapsed Time	Lap Time	Lap Speed
1	2:53.936	2:53.936	68.462
2	5:34.710	2:40.774	74.067
3	8:11.985	2:37.275	75.715
4	10:50.023	2:38.038	75.349
5	13:24.800	2:34.777	76.937
6	15:58.976	2:34.176	77.237
7	18:33.308	2:34.332	77.159
8	21:05.835	2:32.527	78.072

### Race Classification

#### **10** 95 Robert GORDON

Total Time 21:25.958 Avg Speed 74.081 Behind 1:23.201  
Best Time 2:37.363 Best Speed 75.673 On 8 Gp c

Lap	Elapsed Time	Lap Time	Lap Speed
1	2:47.514	2:47.514	71.087
2	5:27.681	2:40.167	74.348
3	8:09.520	2:41.839	73.580
4	10:53.305	2:43.785	72.706
5	13:32.798	2:39.493	74.662
6	16:11.205	2:38.407	75.174
7	18:48.595	2:37.390	75.660
8	21:25.958	2:37.363	75.673

#### **11** 66 Paul GARTLAND

Total Time 21:37.683 Avg Speed 73.411 Behind 1:34.926  
Best Time 2:39.290 Best Speed 74.757 On 7 Gp b

Lap	Elapsed Time	Lap Time	Lap Speed
1	2:46.671	2:46.671	71.447
2	5:28.630	2:41.959	73.525
3	8:10.274	2:41.644	73.669
4	10:53.066	2:42.792	73.149
5	13:35.330	2:42.264	73.387
6	16:15.476	2:40.146	74.358
7	18:54.766	2:39.290	74.757
8	21:37.683	2:42.917	73.093

#### **12** 81 Julian KIRK

Total Time 21:38.058 Avg Speed 73.390 Behind 1:35.301  
Best Time 2:37.957 Best Speed 75.388 On 7 Gp b

Lap	Elapsed Time	Lap Time	Lap Speed
1	2:54.133	2:54.133	68.385
2	5:37.194	2:43.061	73.028
3	8:19.186	2:41.992	73.510
4	11:00.319	2:41.133	73.902
5	13:39.548	2:39.229	74.786
6	16:18.462	2:38.914	74.934
7	18:56.419	2:37.957	75.388
8	21:38.058	2:41.639	73.671

# H2 Engineering Bush Road Races

## JUNIOR SUPPORT

### Race 2 - CR Print Junior Support

Saturday, 25 June 2011

## DETAILED RESULT



### Race Classification

#### 13 14 Jeff WARD

Total Time 22:03.534 Avg Speed 71.977 Behind 2:00.777  
Best Time 2:40.675 Best Speed 74.113 On 8 Gp b

Lap	Elapsed Time	Lap Time	Lap Speed
1	2:55.150	2:55.150	67.988
2	5:41.024	2:45.874	71.790
3	8:25.368	2:44.344	72.458
4	11:10.630	2:45.262	72.056
5	13:55.202	2:44.572	72.358
6	16:37.018	2:41.816	73.590
7	19:22.859	2:45.841	71.804
8	22:03.534	2:40.675	74.113

#### 14 11 John CAHILL

Total Time 22:03.768 Avg Speed 71.965 Behind 2:01.011  
Best Time 2:40.571 Best Speed 74.161 On 8 Gp b

Lap	Elapsed Time	Lap Time	Lap Speed
1	2:55.567	2:55.567	67.826
2	5:41.406	2:45.839	71.805
3	8:26.622	2:45.216	72.076
4	11:10.931	2:44.309	72.474
5	13:55.680	2:44.749	72.280
6	16:39.663	2:43.983	72.618
7	19:23.197	2:43.534	72.817
8	22:03.768	2:40.571	74.161

#### 15 96 Stephen CARR

Total Time 22:11.083 Avg Speed 71.569 Behind 2:08.326  
Best Time 2:44.140 Best Speed 72.548 On 8 Gp b

Lap	Elapsed Time	Lap Time	Lap Speed
1	2:53.812	2:53.812	68.511
2	5:40.223	2:46.411	71.558
3	8:24.973	2:44.750	72.280
4	11:09.439	2:44.466	72.405
5	13:54.213	2:44.774	72.269
6	16:39.477	2:45.264	72.055
7	19:26.943	2:47.466	71.107
8	22:11.083	2:44.140	72.548

### Race Classification

#### 16 51 Liam CROTTY

Total Time 22:11.301 Avg Speed 71.558 Behind 2:08.544  
Best Time 2:43.197 Best Speed 72.968 On 3 Gp c

Lap	Elapsed Time	Lap Time	Lap Speed
1	2:55.128	2:55.128	67.996
2	5:39.191	2:44.063	72.582
3	8:22.388	2:43.197	72.968
4	11:08.786	2:46.398	71.564
5	13:55.557	2:46.771	71.404
6	16:40.597	2:45.040	72.153
7	19:25.854	2:45.257	72.058
8	22:11.301	2:45.447	71.975

#### 17 88 Brendan FLYNN

Total Time 19:32.724 Avg Speed 71.079 Behind 1 Lap  
Best Time 2:43.465 Best Speed 72.848 On 6 Gp c

Lap	Elapsed Time	Lap Time	Lap Speed
1	3:00.691	3:00.691	65.903
2	5:46.460	2:45.769	71.835
3	8:31.888	2:45.428	71.983
4	11:18.874	2:46.986	71.312
5	14:05.125	2:46.251	71.627
6	16:48.590	2:43.465	72.848
7	19:32.724	2:44.134	72.551

#### 18 25 Mark WADDELL

Total Time 19:33.955 Avg Speed 71.005 Behind 1.231  
Best Time 2:38.290 Best Speed 75.230 On 7 Gp c

Lap	Elapsed Time	Lap Time	Lap Speed
1	3:03.863	3:03.863	64.766
2	5:59.063	2:55.200	67.968
3	8:53.957	2:54.894	68.087
4	11:36.001	2:42.044	73.487
5	14:15.706	2:39.705	74.563
6	16:55.665	2:39.959	74.445
7	19:33.955	2:38.290	75.230

#### 19 79 John McALLISTER

Total Time 20:09.318 Avg Speed 68.929 Behind 36.594  
Best Time 2:47.664 Best Speed 71.023 On 7 Gp c

Lap	Elapsed Time	Lap Time	Lap Speed
1	3:03.078	3:03.078	65.044
2	5:59.314	2:56.236	67.569
3	8:52.024	2:52.710	68.948
4	11:41.304	2:49.280	70.345
5	14:32.520	2:51.216	69.550
6	17:21.654	2:49.134	70.406
7	20:09.318	2:47.664	71.023

# H2 Engineering Bush Road Races

## JUNIOR SUPPORT

### Race 2 - CR Print Junior Support

Saturday, 25 June 2011

## DETAILED RESULT



### Race Classification

#### **20** 148 Yvonne MONTGOMERY

Total Time 20:36.901 Avg Speed 67.391 Behind 1:04.177

Best Time 2:54.413 Best Speed 68.275 On 3 Gp c

Lap	Elapsed Time	Lap Time	Lap Speed
1	3:01.966	3:01.966	65.441
2	5:58.915	2:56.949	67.297
3	8:53.328	2:54.413	68.275
4	11:47.858	2:54.530	68.229
5	14:42.405	2:54.547	68.223
6	17:38.160	2:55.755	67.754
7	20:36.901	2:58.741	66.622

### Not Classified

#### **DNF** 42 Brian LOUGHLIN

Total Time 16:32.651 Avg Speed 71.977 Behind 2 Laps

Best Time 2:43.734 Best Speed 72.728 On 6 Gp b

Lap	Elapsed Time	Lap Time	Lap Speed
1	2:48.486	2:48.486	70.677
2	5:33.852	2:45.366	72.010
3	8:20.113	2:46.261	71.623
4	11:04.180	2:44.067	72.581
5	13:48.917	2:44.737	72.285
6	16:32.651	2:43.734	72.728

#### **DNF** 93 Ciaran O'CALLAGHAN

Total Time 10:41.442 Avg Speed 74.258 Behind 4 Laps

Best Time 2:37.453 Best Speed 75.629 On 4 Gp a

Lap	Elapsed Time	Lap Time	Lap Speed
1	2:45.770	2:45.770	71.835
2	5:25.348	2:39.578	74.622
3	8:03.989	2:38.641	75.063
4	10:41.442	2:37.453	75.629

#### **DNF** 18 Vic ALLAN

Total Time 8:22.105 Avg Speed 71.149 Behind 5 Laps

Best Time 2:37.274 Best Speed 75.716 On 3 Gp a

Lap	Elapsed Time	Lap Time	Lap Speed
1	3:05.806	3:05.806	64.089
2	5:44.831	2:39.025	74.882
3	8:22.105	2:37.274	75.716

#### **DNF** 10 Tom LLEWELLYN

Total Time 2:47.139 Avg Speed 71.247 Behind 7 Laps

Best Time 2:47.139 Best Speed 71.247 On 1 Gp a

Lap	Elapsed Time	Lap Time	Lap Speed
1	2:47.139	2:47.139	71.247

**IRISH ROAD RACE JUNIOR SUPPORT (subject to confirmation)**

2011

Pos	No.	Name	Total	Diff	Gap	#1 #2 #3		
						R2	R1	R1
1	7	Ciaran DONNELLY	50	0	0	25	x	25
2	113	Ronan PENTONY	48.5	1.5	1.5	16	2.5	20
3	150	Peter O'FLAHERTY	30	20	18.5	20	x	10
4	103	Reuben McPHEE	29.5	20.5	0.5	13	5.5	11
5	35	ColinMcWHIRTER	24	26	5.5	11	5	8
6	77	Mark SHIELS	23.5	26.5	0.5	8	6.5	9
7	43	Neil MCARS	22	28	1.5	9	x	13
8	50	Paul TRUESDALE	16	34	6	x	x	16
9	66	Paul GARTLAND	11	39	5	6	x	5
10	93	Ciaran O'CALLAGHAN	10	40	1	x	10	x
11	30	Aron HATCH	10	40	0	10	x	x
12	14	Jeff WARD	10	40	0	5	2	3
13	47	David BLACK	9.5	40.5	0.5	7	2.5	x
14	10	Tom LLEWELLYN	8	42	1.5	x	8	x
15	125	Nigel HOWARD	7.5	42.5	0.5	3	4.5	x
16	62	Johmy QUINN	7	43	0.5	x	x	7
17	95	Robert GORDON	6	44	1	x	x	6
18	81	Julian KIRK	5	45	1	x	1	4
19	44	Mick JORDAN	4	46	1	x	4	x
20	41	Nige REA	4	46	0	4	x	x
21	18	Vic ALLAN	3.5	46.5	0.5	x	3.5	x
22	42	Brian LOUGHLIN	3	47	0.5	x	3	x
23	96	Stephen CARR	2.5	47.5	0.5	x	1.5	1
24	11	John CAHILL	2	48	0.5	x	x	2
25	59	Anthony AMBLER	2	48	0	2	x	x
26	21	Dave JONES	1	49	1	1	x	x
27	40	Wayne HALL	0.5	49.5	0.5	x	0.5	x

**Event Legend**

#1	29/04/2011	ROYAL HOTEL & BRAESIDE COOKSTOWN 100	#3	24/06/2011	H2 ENGINEERING BUSH ROAD RACE
#2	06/05/2011	AROUND A POUND TANDRAGEE 100			

**ULSTER ROAD RACE JUNIOR SUPPORT (subject to confirmation)**

2011

Pos	No.	Name	Total	Diff	Gap	#1 #2 #3		
						R2	R1	R1
1	7	Ciaran DONNELLY	50	0	0	25	x	25
2	113	Ronan PENTONY	48.5	1.5	1.5	16	2.5	20
3	150	Peter O'FLAHERTY	30	20	18.5	20	x	10
4	103	Reuben McPHEE	29.5	20.5	0.5	13	5.5	11
5	35	Colin McWHIRTER	24	26	5.5	11	5	8
6	77	Mark SHIELS	23.5	26.5	0.5	8	6.5	9
7	43	Neil MCARS	22	28	1.5	9	x	13
8	50	Paul TRUESDALE	16	34	6	x	x	16
9	66	Paul GARTLAND	11	39	5	6	x	5
10	93	Ciaran O'CALLAGHAN	10	40	1	x	10	x
11	30	Aron HATCH	10	40	0	10	x	x
12	14	Jeff WARD	10	40	0	5	2	3
13	47	David BLACK	9.5	40.5	0.5	7	2.5	x
14	10	Tom LLEWELLYN	8	42	1.5	x	8	x
15	125	Nigel HOWARD	7.5	42.5	0.5	3	4.5	x
16	62	Johnmy QUINN	7	43	0.5	x	x	7
17	95	Robert GORDON	6	44	1	x	x	6
18	81	Julian KIRK	5	45	1	x	1	4
19	44	Mick JORDAN	4	46	1	x	4	x
20	41	Nige REA	4	46	0	4	x	x
21	18	Vic ALLAN	3.5	46.5	0.5	x	3.5	x
22	42	Brian LOUGHLIN	3	47	0.5	x	3	x
23	96	Stephen CARR	2.5	47.5	0.5	x	1.5	1
24	11	John CAHILL	2	48	0.5	x	x	2
25	59	Anthony AMBLER	2	48	0	2	x	x
26	21	Dave JONES	1	49	1	1	x	x
27	40	Wayne HALL	0.5	49.5	0.5	x	0.5	x

**Event Legend**

#1	29/04/2011	ROYAL HOTEL & BRAESIDE COOKSTOWN 100	#3	24/06/2011	H2 ENGINEERING BUSH ROAD RACE
#2	06/05/2011	AROUND A POUND TANDRAGEE 100			





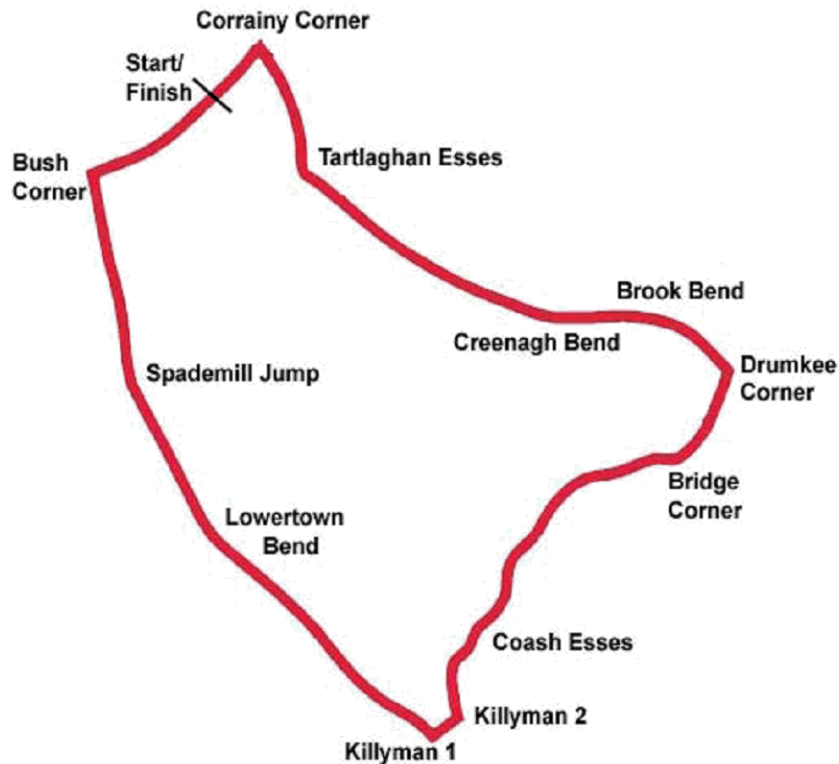
**Friday 24<sup>th</sup> & Saturday 25<sup>th</sup> June 2011**

**promoted by Dungannon & District MCC**  
[www.bushroadraces.com](http://www.bushroadraces.com)

**DUNGANNON & SOUTH TYRONE  
BOROUGH COUNCIL  
SENIOR SUPPORT**



# Bush Circuit 3.3078 miles



## LAP RECORDS

Class	Rider	Machine	m s	mph	Year
125cc	William Dunlop	Honda	2 23.443	83.016	2010
Moto 450	Trevor Ferguson	Yamaha	2 35.937	76.414	2010
250cc	William Dunlop	Honda	2 18.280	86.116	2010
Supersport 400	Joe Phillips	Kawasaki	2 30.508	79.119	2008
Supertwins	John Burrows	Kawasaki 650	2 22.518	83.555	2010
Supersport	William Dunlop	Yamaha	2 14.958	88.235	2010
Superbike	William Dunlop	Yamaha 600	2 11.661	90.445	2010
Senior Support	Craig Shirlaw	Kawasaki 600	2 20.505	84.752	2010
Junior Support	Dean Harrison	Kawasaki 650	2 27.141	80.930	2010
Classic 1000cc	Robert McCrum	Norton Weslake 950	2 31.924	78.382	2010
Classic 500cc	Neill McWhirter	Norton	2 31.551	78.575	2010
Classic 350cc	Adrian McFarland	Honda	2 40.433	74.225	2008
Classic 250cc	Barry Davidson	Honda 198	2 50.292	69.927	2010

## MOST WINS at BUSH ROAD RACE

Ryan Farquhar	6	2008-09
William Dunlop	4	2010
Conor Cummins	3	2007
Nigel Moore	3	2007-09
Barry Davidson	3	2008-10

## ALL TIME IRISH ROAD RACE WINNERS (after North West 200 2011)

### Most Wins at All Irish Road Race Meetings

1. Ryan Farquhar	162	1995-11
2. Joey Dunlop	156	1971-00
3. Robert Dunlop	135	1980-08
4. Ray McCullough	109	1960-82
Phillip McCallen	109	1987-99

### Most Wins at Irish National Road Race Meetings

1. Ryan Farquhar	152	1995-11
2. Joey Dunlop	119	1971-00
3. Robert Dunlop	111	1980-08
4. Ray McCullough	99	1960-82
5. Phillip McCallen	84	1987-99

H2 ENGINEERING BUSH ROAD RACE

SENIOR SUPPORT

Bush 3.308 Miles

R6: Dungannon & S Tyrone Council Senior Support

25/06/2011 13:00

Race (8 Laps)

# Race 6 - SENIOR SUPPORT

		144	96		9
		B	A		8
35	93	14	114	B	7
C	B	A	A		6
10	87	11			5
C	B	A			4
81	91				3
C	B				2
					1
C	B				
	43	60			4
C	B	A			3
95	74	57			2
C	B	A		A	
97	111	106			
C	B	A			
103	113	117			
C	B	A			
		POLE POSITION A			

# H2 Engineering Bush Road Races

## SENIOR SUPPORT

### Race 6 - Dungannon & S Tyrone Council Senior Support

Saturday, 25 June 2011



Pos	Class	No	Name	Machine / Sponsor	Gp	Laps	Total Time	Behind	Speed	-----Best Lap-----		
										Time	Speed	On
<b>Race Classification</b>												
1	SSEN	114	Alan KENNY	Yamaha 600	b	4	9:41.000		81.983	2:23.416	83.032	3
2	SSEN	117	Gary MILLER	Suzuki 750	a	4	9:56.618	15.618	79.837	2:27.551	80.705	4
3	SSEN	113	Ronan PENTONY	Suzuki 750	a	4	9:56.909	15.909	79.798	2:27.270	80.859	4
4	SSEN	103	Reuben McPHEE	Yamaha 600 - N.J.T. Racing	a	4	10:02.256	21.256	79.090	2:28.304	80.295	3
5	SSEN	95	Robert GORDON	Honda 600	a	4	10:02.952	21.952	78.999	2:27.815	80.561	4
6	SSEN	97	William HARA	Suzuki 600 - Nutt Travel	a	4	10:12.595	31.595	77.755	2:30.911	78.908	3
7	SSEN	43	Neil VICARS	Honda 600	a	3	7:43.540	1 Lap	77.068	2:31.518	78.592	3
8	SSEN	111	Callum LAIDLAW	Yamaha 600	a	3	7:45.815	7.276	76.692	2:33.335	77.661	3
9	SSEN	91	Neil LYONS	Suzuki 750 - DRRSC	b	3	7:47.367	8.828	76.437	2:34.172	77.239	2
10	SSEN	78	Mark SHIELS	Suzuki 750 - Mongey Racing	a	3	7:51.633	13.094	75.746	2:33.490	77.592	3
11	SSEN	11	John CAHILL	Suzuki 750	b	3	7:52.313	13.774	75.637	2:34.711	76.970	2
12	SSEN	57	Adrian LOGUE	Suzuki 750	a	3	7:53.408	14.869	75.462	2:35.915	76.375	3
13	SSEN	74	Rodney PATTON	Suzuki 600 - N.J.T. Racing	a	3	7:53.909	15.370	75.382	2:35.104	76.775	2
14	SSEN	60	George SCOTT	Honda 600	a	3	7:54.389	15.850	75.306	2:34.606	77.022	2
15	SSEN	81	Julian KIRK	Yamaha 600	b	3	8:07.248	28.709	73.318	2:39.833	74.503	3
16	SSEN	87	Ian SIMPSON	Yamaha 600	b	3	8:07.690	29.151	73.252	2:40.994	73.966	3
17	SSEN	35	Colin McWHIRTER	Yamaha 600 - DMcW Racing	b	3	8:08.072	29.533	73.195	2:40.907	74.006	3
18	SSEN	14	Rodney LITTLE	Yamaha 600	b	3	8:25.450	46.911	70.678	2:44.702	72.301	3
19	SSEN	144	Yvonne MONTGOMERY	Suzuki 600	b	3	8:26.821	48.282	70.487	2:46.749	71.413	2

#### Fastest Lap


SSEN	114	Alan KENNY	Yamaha 600	b						2:23.416	83.032	3
------	-----	------------	------------	---	--	--	--	--	--	----------	--------	---

#### Not Classified

DNF	SSEN	106	Bernard DALY	Suzuki 750 - George Tugwell DRRSC	a	3	7:38.539	1 Lap	77.909	2:30.766	78.984	3
-----	------	-----	--------------	-----------------------------------	---	---	----------	-------	--------	----------	--------	---

Provisional result to be confirmed by the Stewards of the Meeting subject to completion of technical inspections & the time limit for protests

Page 1 / 1

Circuit	<b>Bush</b>	Signed	 Chief Timekeeper	Organising Club	<b>Dungannon &amp; District MCC</b>
Length(miles)	<b>3.3078</b>	Issued At:	16:09	Race Started	<b>15:55</b>
Weather	<b>Cloudy, 24°C, 59%RH</b>			Gp Time Diff - b	<b>15.47</b>
Track	<b>Dry</b>				



MCUI Ulster  
Centre Timing  
powered by  
e-Laps timing software  
[www.elaps-timing.com](http://www.elaps-timing.com)



# H2 Engineering Bush Road Races

## SENIOR SUPPORT

### Race 6 - Dungannon & S Tyrone Council Senior Support

Saturday, 25 June 2011

## DETAILED RESULT



### Race Classification

#### 1 114 Alan KENNY

Total Time 9:41.000 Avg Speed 81.983 Behind  
Best Time 2:23.416 Best Speed 83.032 On 3 Gp b

Lap	Elapsed Time	Lap Time	Lap Speed
1	2:28.225	2:28.225	80.338
2	4:52.738	2:24.513	82.401
3	7:16.154	2:23.416	83.032
4	9:41.000	2:24.846	82.212

#### 2 117 Gary MILLER

Total Time 9:56.618 Avg Speed 79.837 Behind 15.618  
Best Time 2:27.551 Best Speed 80.705 On 4 Gp a

Lap	Elapsed Time	Lap Time	Lap Speed
1	2:31.938	2:31.938	78.375
2	5:01.202	2:29.264	79.779
3	7:29.067	2:27.865	80.533
4	9:56.618	2:27.551	80.705

#### 3 113 Ronan PENTONY

Total Time 9:56.909 Avg Speed 79.798 Behind 15.909  
Best Time 2:27.270 Best Speed 80.859 On 4 Gp a

Lap	Elapsed Time	Lap Time	Lap Speed
1	2:30.941	2:30.941	78.892
2	5:00.618	2:29.677	79.559
3	7:29.639	2:29.021	79.909
4	9:56.909	2:27.270	80.859

#### 4 103 Reuben McPHEE

Total Time 10:02.256 Avg Speed 79.090 Behind 21.256  
Best Time 2:28.304 Best Speed 80.295 On 3 Gp a

Lap	Elapsed Time	Lap Time	Lap Speed
1	2:36.369	2:36.369	76.154
2	5:05.055	2:28.686	80.089
3	7:33.359	2:28.304	80.295
4	10:02.256	2:28.897	79.975

#### 5 95 Robert GORDON

Total Time 10:02.952 Avg Speed 78.999 Behind 21.952  
Best Time 2:27.815 Best Speed 80.561 On 4 Gp a

Lap	Elapsed Time	Lap Time	Lap Speed
1	2:37.888	2:37.888	75.421
2	5:07.300	2:29.412	79.700
3	7:35.137	2:27.837	80.549
4	10:02.952	2:27.815	80.561

### Race Classification

#### 6 97 William HARA

Total Time 10:12.595 Avg Speed 77.755 Behind 31.595  
Best Time 2:30.911 Best Speed 78.908 On 3 Gp a

Lap	Elapsed Time	Lap Time	Lap Speed
1	2:37.125	2:37.125	75.787
2	5:08.995	2:31.870	78.410
3	7:39.906	2:30.911	78.908
4	10:12.595	2:32.689	77.989

#### 7 43 Neil VICARS

Total Time 7:43.540 Avg Speed 77.068 Behind 1 Lap  
Best Time 2:31.518 Best Speed 78.592 On 3 Gp a

Lap	Elapsed Time	Lap Time	Lap Speed
1	2:39.566	2:39.566	74.628
2	5:12.022	2:32.456	78.108
3	7:43.540	2:31.518	78.592

#### 8 111 Callum LAIDLAW

Total Time 7:45.815 Avg Speed 76.692 Behind 7.276  
Best Time 2:33.335 Best Speed 77.661 On 3 Gp a

Lap	Elapsed Time	Lap Time	Lap Speed
1	2:38.528	2:38.528	75.117
2	5:12.480	2:33.952	77.349
3	7:45.815	2:33.335	77.661

#### 9 91 Neil LYONS

Total Time 7:47.367 Avg Speed 76.437 Behind 8.828  
Best Time 2:34.172 Best Speed 77.239 On 2 Gp b

Lap	Elapsed Time	Lap Time	Lap Speed
1	2:37.584	2:37.584	75.567
2	5:11.756	2:34.172	77.239
3	7:47.367	2:35.611	76.525

#### 10 78 Mark SHIELS

Total Time 7:51.633 Avg Speed 75.746 Behind 13.094  
Best Time 2:33.490 Best Speed 77.582 On 3 Gp a

Lap	Elapsed Time	Lap Time	Lap Speed
1	2:43.111	2:43.111	73.006
2	5:18.143	2:35.032	76.810
3	7:51.633	2:33.490	77.582

# H2 Engineering Bush Road Races

## SENIOR SUPPORT

### Race 6 - Dungannon & S Tyrone Council Senior Support

Saturday, 25 June 2011

## DETAILED RESULT



### Race Classification

#### **11** 11 John CAHILL

Total Time 7:52.313 Avg Speed 75.637 Behind 13.774  
Best Time 2:34.711 Best Speed 76.970 On 2 Gp b

Lap	Elapsed Time	Lap Time	Lap Speed
1	2:40.174	2:40.174	74.345
2	5:14.885	2:34.711	76.970
3	7:52.313	2:37.428	75.641

#### **12** 57 Adrian LOGUE

Total Time 7:53.408 Avg Speed 75.462 Behind 14.869  
Best Time 2:35.915 Best Speed 76.375 On 3 Gp a

Lap	Elapsed Time	Lap Time	Lap Speed
1	2:41.028	2:41.028	73.950
2	5:17.493	2:36.465	76.107
3	7:53.408	2:35.915	76.375

#### **13** 74 Rodney PATTON

Total Time 7:53.909 Avg Speed 75.382 Behind 15.370  
Best Time 2:35.104 Best Speed 76.775 On 2 Gp a

Lap	Elapsed Time	Lap Time	Lap Speed
1	2:43.691	2:43.691	72.747
2	5:18.795	2:35.104	76.775
3	7:53.909	2:35.114	76.770

#### **14** 60 George SCOTT

Total Time 7:54.389 Avg Speed 75.306 Behind 15.850  
Best Time 2:34.606 Best Speed 77.022 On 2 Gp a

Lap	Elapsed Time	Lap Time	Lap Speed
1	2:45.036	2:45.036	72.154
2	5:19.642	2:34.606	77.022
3	7:54.389	2:34.747	76.952

#### **15** 81 Julian KIRK

Total Time 8:07.248 Avg Speed 73.318 Behind 28.709  
Best Time 2:39.833 Best Speed 74.503 On 3 Gp b

Lap	Elapsed Time	Lap Time	Lap Speed
1	2:46.422	2:46.422	71.554
2	5:27.415	2:40.993	73.966
3	8:07.248	2:39.833	74.503

### Race Classification

#### **16** 87 Ian SIMPSON

Total Time 8:07.690 Avg Speed 73.252 Behind 29.151  
Best Time 2:40.994 Best Speed 73.966 On 3 Gp b

Lap	Elapsed Time	Lap Time	Lap Speed
1	2:45.036	2:45.036	72.154
2	5:26.696	2:41.660	73.661
3	8:07.690	2:40.994	73.966

#### **17** 35 Colin McWHIRTER

Total Time 8:08.072 Avg Speed 73.195 Behind 29.533  
Best Time 2:40.907 Best Speed 74.006 On 3 Gp b

Lap	Elapsed Time	Lap Time	Lap Speed
1	2:45.408	2:45.408	71.992
2	5:27.165	2:41.757	73.617
3	8:08.072	2:40.907	74.006

#### **18** 14 Rodney LITTLE

Total Time 8:25.450 Avg Speed 70.678 Behind 46.911  
Best Time 2:44.702 Best Speed 72.301 On 3 Gp b

Lap	Elapsed Time	Lap Time	Lap Speed
1	2:53.884	2:53.884	68.483
2	5:40.748	2:46.864	71.364
3	8:25.450	2:44.702	72.301

#### **19** 144 Yvonne MONTGOMERY

Total Time 8:26.821 Avg Speed 70.487 Behind 48.282  
Best Time 2:46.749 Best Speed 71.413 On 2 Gp b

Lap	Elapsed Time	Lap Time	Lap Speed
1	2:53.209	2:53.209	68.750
2	5:39.958	2:46.749	71.413
3	8:26.821	2:46.863	71.364

### Not Classified

#### **DNF** 106 Bernard DALY

Total Time 7:38.539 Avg Speed 77.909 Behind 1 Lap  
Best Time 2:30.766 Best Speed 78.984 On 3 Gp a

Lap	Elapsed Time	Lap Time	Lap Speed
1	2:35.976	2:35.976	76.346
2	5:07.773	2:31.797	78.447
3	7:38.539	2:30.766	78.984



MCUI Ulster  
Centre Timing  
powered by  
e-Laps timing software

www.elaps-timing.com



**IRISH ROAD RACE SENIOR SUPPORT (subject to confirmation)**

2011

Pos	No.	Name	Total	Diff	Gap	#1 #2 #3		
						R1	R1	R1
1	117	Gary MILLER	61	0	0	16	25	20
2	113	Ronan PENTONY	41	20	20	25	x	16
3	103	Reuben McPHEE	36	25	5	7	16	13
4	78	Mark SHIELS	34	27	2	8	20	6
5	97	William HARA	30	31	4	10	10	10
6	111	Callum LAIDLAW	28	33	2	20	x	8
7	114	Alan KENNY	25	36	3	x	x	25
8	106	Bernard DALY	22	39	3	11	11	x
9	95	Robert GORDON	20	41	2	9	x	11
10	57	Adrian LOGUE	17	44	3	x	13	4
11	74	Rodney PATTON	16	45	1	4	9	3
12	43	Neil MCARS	15	46	1	6	x	9
13	116	Robbie LYALL	13	48	2	13	x	x
14	91	Neil LYONS	10	51	3	3	x	7
15	60	George SCOTT	10	51	0	x	8	2
16	11	John CAHILL	9	52	1	1	3	5
17	21	Roy SCOTT	7	54	2	x	7	x
18	84	Paddy WOODSIDE	6	55	1	x	6	x
19	176	James CHRISTIE	5	56	1	x	5	x
20	41	Nige REA	5	56	0	5	x	x
21	46	Stephen WILSON	4	57	1	x	4	x
22	81	Julian KIRK	3	58	1	x	2	1
23	8	Mark LARKIN	3	58	0	2	1	x

**Event Legend**

#1	29/04/2011	ROYAL HOTEL & BRAESIDE COOKSTOWN 100	#3	24/06/2011	H2 ENGINEERING BUSH ROAD RACE
#2	06/05/2011	AROUND A POUND TANDRAGEE 100			

**ULSTER ROAD RACE SENIOR SUPPORT (subject to confirmation)**

2011

Pos	No.	Name	Total	Diff	Gap	#1 #2 #3		
						R1	R1	R1
1	117	Gary MILLER	61	0	0	16	25	20
2	113	Ronan PENTONY	41	20	20	25	x	16
3	103	Reuben McPHEE	36	25	5	7	16	13
4	78	Mark SHIELS	34	27	2	8	20	6
5	97	William HARA	30	31	4	10	10	10
6	111	Callum LAIDLAW	28	33	2	20	x	8
7	114	Alan KENNY	25	36	3	x	x	25
8	106	Bernard DALY	22	39	3	11	11	x
9	95	Robert GORDON	20	41	2	9	x	11
10	57	Adrian LOGUE	17	44	3	x	13	4
11	74	Rodney PATTON	16	45	1	4	9	3
12	43	Neil MCARS	15	46	1	6	x	9
13	116	Robbie LYALL	13	48	2	13	x	x
14	91	Neil LYONS	10	51	3	3	x	7
15	60	George SCOTT	10	51	0	x	8	2
16	11	John CAHILL	9	52	1	1	3	5
17	21	Roy SCOTT	7	54	2	x	7	x
18	84	Paddy WOODSIDE	6	55	1	x	6	x
19	176	James CHRISTIE	5	56	1	x	5	x
20	41	Nige REA	5	56	0	5	x	x
21	46	Stephen WILSON	4	57	1	x	4	x
22	81	Julian KIRK	3	58	1	x	2	1
23	8	Mark LARKIN	3	58	0	2	1	x

**Event Legend**

#1	29/04/2011	ROYAL HOTEL & BRAESIDE COOKSTOWN 100	#3	24/06/2011	H2 ENGINEERING BUSH ROAD RACE
#2	06/05/2011	AROUND A POUND TANDRAGEE 100			